

**NORTH WOODS  
DRESSAGE  
ASSOCIATION**



**MEMBER OMNIBUS**

**2024**

[www.northwoodsdressage.net](http://www.northwoodsdressage.net)

# Welcome!

Visit us at our website  
[northwoodsdressage.net](http://northwoodsdressage.net) or contact us at  
[nwdagmo@gmail.com](mailto:nwdagmo@gmail.com) or  
<https://www.facebook.com/nwdagmo>.

## ***USDF Statement on Animal Welfare***

The United States Dressage Federation, Inc. (USDF), a federation of over 125 independent organizations throughout the United States with a membership in excess of 33,000 members, supports the concept of ethical treatment of animals.

Dressage is a classical method of training horses, based upon the horse's natural responses, as carried out in a gradual, planned program during which the horse's athletic abilities are improved in a systematic manner. As a result, the horse becomes capable, comfortable, and responsive in partnership with the rider without the use of force. Dressage competition at various levels of achievement is the ultimate test of the training program to determine whether the desired harmony between horse and rider has been achieved.

The rules pertaining to dressage competition prohibit the use of artificial appliances, training aids, and drugs, which would force the horse to submit. Instead, the emphasis is upon training and a cooperative partnership with the rider. Major competitions are carefully monitored to assure that there is no unnecessary force or harshness displayed.

Unlike other horse sports in which horses enter training at a relatively immature state, dressage training is usually not seriously begun until the horse is three or four. The top levels of achievement require five or more years of progressive training and it is not unusual to see horses in international competition in their late teens. This, in itself, places a premium on good care and soundness throughout the horse's life.

While supporting the concept of animal welfare in its broadest form, the United States Dressage Federation, Inc., also recognizes that it is unrealistic to ascribe human emotions and responses to the horse which in its wild state is a creature of flight, living a hard and precarious existence. Under domestication, the horse is assured of ample food, water, and shelter, as well as protection against infectious diseases and damaging parasites, thus leading a longer and healthier life with a high rate of survival.

As an educational organization, USDF has numerous programs, which teach people how to pursue the accepted, humane training methods. A program of certifying instructors also emphasizes protecting the horse's welfare in pursuit of dressage training.

UNITED STATES *Dressage* FEDERATION

4051 IRON WORKS PARKWAY, LEXINGTON, KY 40511

PHONE: 859/971-2277, FAX: 859/971-7722, EMAIL: [usdressage@usdf.org](mailto:usdressage@usdf.org), WEBSITE: [www.usdf.org](http://www.usdf.org)



## Dear North Woods Dressage Members!

Together let's bring 2024 into our lives with joy and gratitude. Thank you for your continued support and for your continued commitment to NWDA. I am honored to continue to serve and to support this great horsey village. As your president, I will continue to reflect, listen and guide us into 2024. I value our work and look forward to our partnership. Your voice matters.

NWDA is planning some exciting 2024 opportunities. Please share this information with others and encourage them to come and have fun in a safe and relaxing environment where everyone is welcome.

### What can members expect to see from NWDA in 2024:

- **Membership Goal: 135 Members**
- **Website Updates, Beautiful, informative Newsletters**
- **Schooling Shows June 8 & 9 Aug. 3 & 4**
- **Recognized Shows June 22& 233 July 20 & 21**
- **2024 Year End Award Banquet April 2025**

NWDA will continue to provide top quality opportunities while learning and growing together. USEF continues to partner with the U.S. Center for SafeSport [www.safesport.org](http://www.safesport.org). **SafeSport Training renewal 2024 is required.** As US Equestrians, it is our duty to report any suspected misconduct.

On a personal note, serving in the president position has given me a great sense of pride and purpose and has allowed me to give back to our horsey community. With that being said, NWDA is a non profit, volunteer based association. Establishing protocols, setting goals and planning for the future is a priority. Welcome our new board members and thank you for your continued support as we move forward to 2024 !

My 2024 challenge to you:: **Reach Out and say something, Shout Out and say something, Show Up and do something. NWDA is a volunteer non- profit organization from top to bottom.**

My favorite Ralph Waldo Emerson quote "Riding a horse is not a gentle hobby to be picked up and laid down like a game of Solitaire. **It is a Grand Passion.**" Let's nurture each other's passion, watch the passion grow, and most importantly be there for each other as we celebrate our Passion for Life and Beyond!

Let the Horse Be With You,

Kathi Kusch Marshall

NWDA President

# North Woods Dressage Association

## Mission Statement

As a Group Member Organization (GMO) of the United States Dressage Federation (USDF), NWDA exists to develop and encourage an interest in dressage, western dressage, combined-training and all related English style horse activities, to improve communication among interested people, to provide educational and recreational activities to its membership, and to encourage other individuals or groups to provide educational and recreational activities to the area.



### Board of Directors

#### Officers

President: Kathi Kusch-Marshall (2024-2025)

Vice-President: Leah Nelson (2023-2024)

Secretary: Christina Steenekamp (2024-2025)

Treasurer: Jen Hovde (2023-2024)

2024-2026  
 Alex LaFleur  
 Kjersten Anderson-Hoff  
 Megan Gantz  
 Syra Johnon-Engle

2023-2025  
 Kathy Faccio  
 Pam Forsythe  
 Megan Matson  
 Claudia Schoendorf  
 Jen Hovde

2022-2024  
 Julie Williams  
 Kathi Kusch-Marshall  
 Leah Nelson  
 Christina Steenekamp  
 Dee Closson

# Table of Contents

NWDA President's Message	3
NWDA Mission Statement and Board of Directors	4
Calendar of Events	6
<b>NWDA Omnibus Sponsors</b>	
Ad Listing by Page	9
Ads	10- 19
<b>Education</b>	
eTrak-USDF Online Learning	22
NWDA JR/YR Clinic	24
USDF Region 4 Educational Scholarships	26
Chequamegon Pony Club	27
Websites to Bookmark	28
<b>Show Guide</b>	
Online NWDA Membership Registration	31
Volunteer Roles at NWDA Shows	32
2024 New Volunteer Requirement & Show Updates	33
Frequently Asked Questions for ALL NWDA Shows	34-35
Map of Iron River Fairgrounds, with area NWDA uses	36
USEF Equine Vaccination Rule	37
Show Packing Checklist	38
<b>Schooling Shows</b>	
Frequently Asked Questions for Schooling Shows	39-40
Fun in the Sun Schooling Show Bill	41-47
NWDA Classic Schooling Show Bill	48-54
<b>Recognized Shows</b>	
Frequently Asked Questions for Recognized Shows & USEF SafeSport Info	55-56
NWDA Cooler by the Lake I&II Recognized Show	57-62
NWDA Last Chance for Summer Dance I&II Recognized Show	64-69
<b>Awards</b>	
<b>2024 New Volunteer Requirements for NWDA Year End Awards</b>	70
NWDA Sponsored Year End Award Rules	71
NWDA Jack Pine Circuit Awards	72
Thoroughbred Incentive Program Awards	75
<b>NWDA Members</b>	
NWDA 2023 Total Members & Current Members	79-80
NWDA Annual Horse Members	81
NWDA Lifetime Horse Members	82
<b>Forms</b>	
NWDA JR/YR Clinic Registration Form	85
NWDA Awards Application Form	87
NWDA Year End Award Nomination Form	89-90
NWDA Educational Scholarship Application Form	91
Region 4 JR/YR/ AA/ Open Educational Scholarship Application	92- 93
NWDA Membership Registration Form	95
NWDA Horse Registration Form	96

Continued on Next Page...

USDF Region Change Form	97
NWDA Omnibus Advertising Form	98
Equine Vaccination Record Form	99
Recognized Show Registration Forms	101-103
NWDA Schooling Show Registration Forms	105
<b>Tests</b>	
Western Dressage, Intro to First Level	109-120
Prix Caprilli Test 1 & 2	119-122
Lead Line	123
USDF Intro Level Test A, B, & C	124-126
USEF Training Level, Test 1, 2, & 3	127-129
USEF First Level, Test 1, 2, & 3	130-132
USEF Second Level, Test 1, 2, & 3	133-135
USEF Third Level, Test 1, 2, & 3	136-138
USEF Fourth Level, Test 1, 2, & 3	139-143



## 2024 Calendar of Events

June 8th - 9th  
 June 22nd - 23rd  
 July 20th-21st  
 August 3rd - 4th

**NWDA Fun in the Sun Schooling Show**  
**NWDA Cooler by the Lake I & II, USDF/USEF Recognized Show**  
**NWDA Last Chance Summer Dance I & II USDF/USEF Recognized Show**  
**NWDA Classic Schooling Sh**

September 12th - 15th

GAIG/USDF Region 2 Regional Championships at Kentucky Horse Park, Lexington, KY

October 10th- 13th

GAIG/USDF Region 4 Regional Championships at National Equestrian Center, Lake St Louis, MO

October 19th-20th

**NWDA JR/YR CLINIC with Julie Davies Pagels, River Ranch Farm, Esko**

November 7th-10  
 December

US Dressage Finals Kentucky Horse Park in Lexington, KY  
 Adequan/USDF Annual Convention

January 8th

### Board Meeting Dates

February 12th

March 11th

April 8th

May 13th in person, Blackwoods, Proctor

June 10th

July 8th

August 12th in person, Blackwoods, Proctor


September 9th

October 14th

November 11th in person, Blackwoods, Proctor, Annual Meeting, everyone is welcome to come

December 9th

\*\* note, Board meetings will be held both virtually and in person. Please contact Kathi at [nwdagmo@gmail.com](mailto:nwdagmo@gmail.com) for meeting details. All members are welcome and encouraged to join !



# NWDA Omnibus Sponsors





# Ad Listing by Page



Beyond the Barn	10
Full Sail Farm	11
Ebony Oaks Farm	11
Rocky Run Stables	11
Dan's Feed Bin	12
Sweet Mare Studio	13
Spring Hill Farm and Sweet Water Equestrian	13
Davis Dressage and Performance Horses, LLC	14
Bark Barn	14
Jen Hovde, River Ranch Farm	15
Rusty's Rolling Rock Ranch	15
Big Rock Ranches	16
Marshall Hardware	17

# BEYOND THE BARN

## LOCATED IN THE MILLER HILL MALL

BEYOND THE BARN  
STOCKS A FULL LINE OF  
ENGLISH & WESTERN  
TACK, APPAREL, GIFTS,  
HORSE CARE AND MORE!

T: 218-522-4500



[WWW.BEYONDTHEBARNDULUTH.COM](http://WWW.BEYONDTHEBARNDULUTH.COM)


**SHOP IN STORE OR ONLINE! WE ALSO OFFER  
CUSTOMIZING SERVICES AND LEATHER REPAIR!**

**Full Sail Farm Julie Davies Pagels**  
Mason, WI



L Graduate, Lessons, Training, Judging  
715.209.7155 [jdaviespagels@gmail.com](mailto:jdaviespagels@gmail.com)  
[fullsailfarm.weebly.com](http://fullsailfarm.weebly.com)  
© 2015 Carolyn Lutch Photography

**Jenevieve Hofsommer**  
**Ebony Oaks**  
**Farm**



L Graduate USDF SilverMedlist specializes  
in young horse training/showing  
Aurora, MN 218-780-3817



Elizabeth A. Wilson  
6002 Wargin Road  
Duluth, Minnesota 55810  
[rrstable2@gmail.com](mailto:rrstable2@gmail.com)  
218-729-9723  
218-340-9705  
[rockyrunstables.com](http://rockyrunstables.com)

Now accepting new clients for Equine Bodywork!

Also...Schedule an Interactive Demonstration at your barn so you can learn about the Masterson Method™ and learn valuable techniques you can use on your own horse to improve performance, communication and relationship with your horse.

Rocky Run Stables also offers limited boarding, lessons and Animal Assisted Interventions with our Miniature Horses registered with Pet Partners.





**The head of the lakes largest retail feed and pet supply store !**

806 Hammond Avenue Superior, WI Rob Wicklund owner

**715-394-6639**

**Quality Feed ● Pet Goods ● Garden supplies**

Dan's Feed Bin, where you can create your own Custom feed mix for your livestock, horses, birds. We are a local family owned feed supplier with 30 years of experience.

**Supplies for ducks to dogs, come check us out !**

Your first and only stop needs to be Dan's Feed Bin in Superior, WI . We carry a large variety of quality pet feeds, including special diet requirements, and grain free products at great rates that won't break the bank.





SWEET MARE STUDIO IS A TOPNOTCH, EXCLUSIVE ARTISAN BOUTIQUE. EVERYTHING IS CREATED FROM PHOTOGRAPHS OF ORIGINAL ARTWORK. ALL OF OUR PIECES ARE SERIOUSLY UNIQUE AND CAN BE FOUND NOWHERE ELSE. ONE-OF-A-KIND, HAND-DESIGNED, APPAREL, HOME DECOR, GIFTS AND ORIGINAL ART. PLEASE FOLLOW US ON FACEBOOK AND INSTAGRAM VISIT OUR ONLINE STORE AT [WWW.SWEETMARESTUDIO.COM](http://WWW.SWEETMARESTUDIO.COM) GIVE US A CALL AT 218.590.8484 VISIT THE STUDIO BY APPOINTMENT



## SWEET MARE STUDIO



SPRING HILL FARM

springhillmn.com  
 sweetwaterequestrian.com  
 218.940.2138  
 spring\_hill\_farm@hotmail.com

### BOARDING | LESSONS | TRAINING | SALES

Home to Leah Nelson and Sweet Water Equestrian

*USDF Bronze, Silver, Gold Medalist*

*USDF Certified Instructor*

*USDF L Program Graduate*





LESSONS CLINICS TRAINING

SADDLE FITTING NOW OFFERED

Located at Big Rock Ranch, Ashland WI

Britt\_horses13@hotmail.com



Phone 715.413.0407

*USDF Bronze & Silver Medals*



**MILLER HILL MALL, DULUTH, MN**

Bark Barn offers curated and popular products for your dog or cat as well as fun people products and unique gifts for pet lovers of all types! We also offer custom leather collars & leashes, tag engraving, and more!

**218-481-7134**

[www.beyondthebarnduluth.com/for-your-pet/bark-barn/](http://www.beyondthebarnduluth.com/for-your-pet/bark-barn/)



Email [mackie\\_k\\_shadow@hotmail.com](mailto:mackie_k_shadow@hotmail.com)

## River Ranch Farm

Esko, MN

### Jen Hovde

Hunter/Jumper

Trainer

218-349-9753



Both western and English lessons available.

Located in Moose Lake, Minnesota  
Lesson horses available or bring your own for lessons.

763-568-8982

Facebook: @rustysrollingrockranch



# BIG ROCK RANCHES ASHLAND WI



TRAINING BOARDING LESSONS SALES


Home of Brittany Davis of Davis Dressage 715-413-0407

Home of Tanner & Christina Boyes of Boyes Reining Horses

Brittany Davis



Tanner Boyes








**In your friendly Lakeside neighborhood  
4415 East Superior Street, Duluth MN  
218-525-3638**

**A Big Thank you to our Omnibus  
Advertising Sponsors**





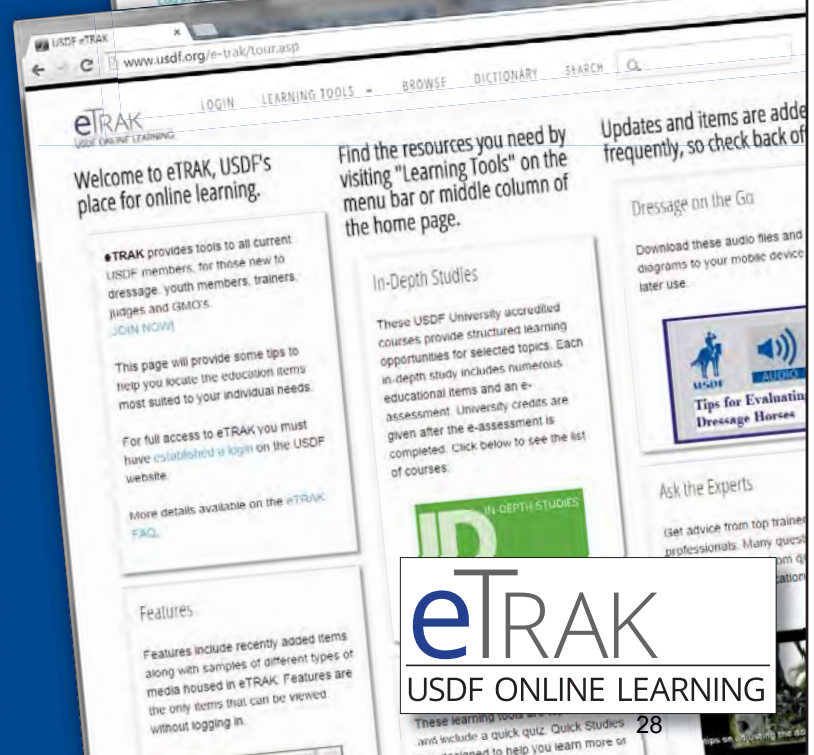



# Education



Did you know that as a member...

...you have full access to an extensive online database dedicated to dressage education?



GMO

GROUP MEMBER ORGANIZATION

YOUR CONNECTION TO THE LOCAL DRESSAGE COMMUNITY

eTRAK  
USDf ONLINE LEARNING

# Save The Date

## NWDA Jr/Yr Clinic at River Ranch Farm

### October 19-20, 2024 (Dressage and Jumping)

#### Clinician – Julie Davies Pagels



Julie Davies Pagels, owner and trainer of Full Sail Farm in Ashland, Wisconsin. She has her USDF Bronze, Silver, and Silver Freestyle Bar Rider Awards. She has competed through Intermediate I in dressage, up to Training Level in Eventing and unrated Hunters to 3'6". She served 3 terms on the board of North Woods Dressage Association, and volunteer as an instructor for Chequamegon Pony Club. In 2019, she was completing Part 2 of the USDF L judging program. Julie grew up in Lake O' The Woods Pony Club, based out of Duluth, MN. Pony Club taught her to be a complete horseperson; to properly manage every aspect of her horses' lives and to always put the care of the horse first. Julie has been involved with Chequamegon Pony Club since moving to the Ashland area in 2000 and has served as District Commissioner, Joint D.C., Secretary and am currently an instructor. Julie believes in Pony Club and what it has to offer and will continue to volunteer time to help our young riders learn proper, safe horsemanship, teamwork and compassion for these wonderful animals.

**More details to come- watch your email and Facebook for more information!**

**Contact Megan Matson for more information: 612-802-1002 / [meganmmatson@yahoo.com](mailto:meganmmatson@yahoo.com)**

**\*The clinic will accept Jr/Yr first, then if space is available, the clinic will be open to adults.**



# NWDA Educational Scholarships

Take advantage of North Woods Dressage Association's Scholarship Fund! Each year, NWDA offers each of its member scholarships of up to \$150 every two years. These scholarships can be used for educational expenses such as clinic fees, seminar fees, and special lessons!

All you have to do to receive a scholarship is submit an application to the scholarship chair **AND**

- submit a written article of 300 words or less for the NWDA Accent within 60 days of the educational event **OR**
- Volunteer for three hours at an NWDA show or event within 6 months of the event!

Use this opportunity to do something you may not normally do! Help us help you further your education!

## Things to keep in mind:

- To be eligible for scholarships, members must be a member for one year and in good standing
- NWDA has \$1000 set aside for scholarships per year
- Scholarships are not for trailering, accommodations, food, gas, or lessons with your regular instructor
- Payment is made in the form of reimbursement after applicant has either submitted an article for the ACCENT or has completed three hours of volunteer service at a NWDA event
- No more than two participants will be granted NWDA scholarships per clinic or event
- **NEW**  
**NWDA scholarships are NOW available for use at NWDA sponsored events**

**Please see the enclosed application in the Forms section.**



## 2024 EDUCATIONAL SCHOLARSHIPS

Region 4 wants to support you on your dressage journey  
We are proud to offer educational scholarships to our members in pursuit of advancing their dressage education.

Educational scholarships are available for up to **\$350 per person**.  
One scholarship will be awarded to a JR YR and one scholarship will be awarded to an adult (either an AA or Open rider).  
If we have enough applications to warrant it, the Scholarship Committee may elect to award two adult scholarships One to an amateur and one to a professional.

*Applicants must be a USDF participating member in good standing and must complete and submit verification of eight volunteer service hours within his or her local dressage community within the last year.*

*Applicant must live in Region 4*

The educational scholarship application deadline is **October 21, 2024**.  
Application forms for AA Open and JR YR can be found on in the Forms section. They can also be found at **[www.usdfregion4.org](http://www.usdfregion4.org)**.

**Questions?** Contact Jessica Foschi at [dressage\\_knight@hotmail.com](mailto:dressage_knight@hotmail.com).

**Please see the enclosed application in the Forms section**





# Pony Club

Where it all begins

CHEQUAMEGON



Meeting monthly in Ashland

For more information check out [ponyclub.org](http://ponyclub.org)

Find us on Facebook: Chequamegon Pony Club

Join the world's largest Equestrian Educational Organization!

Education, Safety, Sportsmanship, Stewardship and FUN



# Websites to Bookmark

## Local Dressage Resources



North Woods Dressage Association (NWDA)

[www.northwoodsdressage.net](http://www.northwoodsdressage.net)

501(c)(3) non-profit Group Member Organization for Dressage, Eventing and Hunter/Jumper enthusiasts in MN and WI. NWDA Show Information and Entry Forms, Events Calendar, Awards Information, and Scholarship Information

Central States Dressage and Eventing Association (CSDEA)



[www.csdea.org](http://www.csdea.org)

501(c)(3) non-profit Group Member Organization for Dressage and Eventing enthusiasts in MN, WI, IA, ND, and SD. Hosts shows, clinics, and other events.

## Regional Dressage Resources

USDF Region 4- MN, IA, KS, MO, NE, ND, SD



[www.usdfregion4.org](http://www.usdfregion4.org)

Information on USDF Region 4 news, events, GMOS, JR/YR Program

USDF Region 2- IL, IN, KY, MI, OH, WI, Part of VA



[www.usdfregion2.org](http://www.usdfregion2.org)

Information on USDF Region 2 news, events, GMOS, JR/YR Program

## National Dressage Resources

United States Dressage Federation (USDF)



[www.usdf.org](http://www.usdf.org)

National member organization dedicated to Dressage. Contains information on rider and horse awards, Regional Championships, and USDF Finals.

US Equestrian (USEF)

[www.usef.org](http://www.usef.org)



National regulatory organization for US Equestrian sports. Contains the rulebook for Recognized Shows and dressage tests Training Level thru Fourth Level.

## International Dressage Resources

Fédération Equestre Internationale (FEI)

[www.FEI.org](http://www.FEI.org)



International governing body for equestrian sports. Contains the rulebook and tests for the levels Prix St. Georges through Gran Prix.

## US and Minnesota Hunter/Jumper Resources

**United States Hunter Jumper Association**



[www.USHJA.org](http://www.USHJA.org)


National member organization that strives to unify and represent the hunter and jumper disciplines of equestrian sport through education, recognition and sport programs

**Minnesota Hunter & Jumper Association**



[www.mhja6.org](http://www.mhja6.org)

Minnesota member organization dedicated to serve Hunter and Jumper riders in the greater Minnesota area.



# Show Guide





Memberships & Horse Registrations now  
available online!!

Check out our updated website

**Northwoodsdressage.net**

Memberships and Horse registrations now available  
to purchase right off the website with instant  
confirmation of memberships.

- Go to [Northwoodsdressage.net](http://Northwoodsdressage.net)
  - Click on membership
- Add memberships and/or horse registrations to your  
cart
  - Fill out all required information
  - Check out with our secure browser

**VOILA**

**Instant membership confirmation to  
your email.**

# VOLUNTEER ROLES at NWDA SHOWS

**Volunteering at one of our NWDA shows earns you show credits as well as fulfilling your 4 hour volunteer requirement for NWD Year End Awards. Show credits can be used to pay for your class fees at future shows or to attend our clinics and educational lectures. Most show roles get paid ten dollars an hour in show credits; scribes earn fifteen dollars per hour in show credits,**

**Stall Check and Labeling (Friday 12-2PM):** Check that stalls are clean and in good shape. Report any issues to the show manager. Label the stalls with the competitors' and horses' names. Check with show secretary about the number of shavings each competitor purchased and deliver those to their stalls.

**Ring Set Up (Friday 12-2 PM):** The dressage ring components are located in the grey NWDA trailer parked by the corner of the ring closest to the woods. There is a measuring tape in the show office to help you accurately place the letters. There are faux flowers to put in the letters for decoration in the trailer. Put white cones between the two rings on both ends to prevent people from walking their horses between the two rings. Make a cone barrier by the judge's booth by ring 1 as well to help prevent people from walking in front of the judging booth.

**Announcer (Saturday/Sunday for the duration of the show day):** We will give you a tutorial on how to use the sound equipment in the morning. We have written directions and a YouTube video as well to help you. Please show up 30 minutes early, minimum, if you are unfamiliar and need help learning it. Use the show day sheets to keep track of the competitors and announce riders as they come into the ring and the next couple riders who will be up next in the ring. Should there be any musical freestyles, the announcer is the DJ for those rides. We will help you set up the freestyle music.

**Test Runner (Saturday/Sunday for the duration of the show day):** Pick up completed tests from the judge's booths and run them to the show secretary in the office. You can take tests every few rides. Only approach the booth between rides.

**Ring Steward and Tack Check (Saturday/Sunday for the duration of the show day):** Keep track of who is in the warm up ring and show ring. We will give you day sheets

so you know where everyone is supposed to be and at what time. We also have a white board that can be used to write down all the rides for the day in order. You can then erase each rider as they exit the show ring. This helps provide a visual for riders of how many rides they have until their ride and reduces the number of questions and interruptions. 1/3 of the riders in each class need to have their tack checked after their rides. Choose those people ahead and mark it on your day sheets. We will mark off the maximum length whips can be on the picnic table by the ring with tape so you can measure the whips. We have laminated sheets with USDF legal bits for you to reference.

**Scribe (Saturday/Sunday for the duration of the show day):** The judge will give you a score and then a comment for each box. The score is the most important thing to record so always make that priority if the judge's comments are lengthy. Give yourself enough time in the morning to familiarize yourself with the tests you will be scribing that day. Make sure you have a functional black pen to make notes and a red pen to mark errors or use of voice. Grab a bell or whistle for your judge too. The show office will give you a packet containing your day sheet, your test sheets, and either a bell or whistle. Make sure you have a stopwatch or cellphone with battery to time the musical freestyles as those have a time limit. There is a great article on USDF web site on common scribing abbreviations.

**Office Help (Saturday/Sunday for the duration of the show day):** Help the show secretary to enter and calculate show scores as tests are brought to the office.

**Ring Take Down (Sunday after the show has concluded):** Clean and pack away the ring cones and boards in the grey NWDA trailer located by the corner of ring 2. (Ring next to the woods)

Other small odd jobs you could help with include pulling boards in the arena at lunch so that the rings can be dragged and watered, helping set up for the competitors party, and helping with stall checks at the end of the

show. If you have free time and would like to help, chances are we can find something for you to do!

Many of these roles are currently unfilled for the remaining two shows of the season. Please consider signing up for a slot and helping us to continue to host shows as a GMO. If you can't serve for a whole day, there are some jobs which require a shorter time commitment. Really any job, except scribing, could be shared by more than one person if you and a partner wanted to split the day.

## VOLUNTEERS NEEDED!

June 8-9 Schooling Show

June 22-23 Recog. Show

July 20-21 Recog. Show

Aug 3-4 Schooling Show

**SIGN UP through signup genius:**

<https://www.signupgenius.com/go/20f054aa4a723a6fa7-nwda#/> OR

text, email or call Kjerstin at 630-340-1634

email:

[kjerstin.anderson@gmail.com](mailto:kjerstin.anderson@gmail.com)

# 2024 New Volunteer Requirement for NWDA Year End Awards

Starting in 2024 there will be a four hour yearly volunteer requirement to be eligible for NWDA Year End Awards. You can volunteer at an NWDA event, at spring cleanup, the banquet, etc to fulfill this requirement, but does not pay Show Credits.

**Volunteering at one of our Shows during the summer earns you Show Credits as well as fulfilling your four hour requirement.** You will earn [10.00/hour](#) worth of credits for volunteering at shows. To incentivize volunteering as a scribe the show credit rate for that role is higher at [15.00/hour](#). A great way to make your show dollars spread farther. A family member or friend can complete your annual volunteer requirement. *In case of unforeseen circumstances, and you cannot fulfill the volunteer position you signed up for, you are required to find someone to fill your position or no Year End Award. Please let the volunteer coordinator know as soon as possible, if you cannot attend.*

Please record your hours on the sheets provided at the shows or email the volunteer coordinator the event and hours you worked so that they can be recorded.

Volunteer credits may be used to pay for your class fees at any of our future NWDA shows or educational events. To redeem them, sign up and pay for your classes when you do your online or mail in registration as you would normally do. Then at the show you may ask for a refund check from NWDA in the show office.

Show credits expire two years after the date on which they were earned.

## US Equestrian Introduces Microchip rule for Equine Health & Safety effective 12/1/25

The US Equestrian Federation strives to consistently ensure the safety and welfare of both our human and equine athletes. One fundamental aspect of equine safety is microchipping. Microchips in horses allow for immediate onsite verification of horses for the purpose of safe guarding the health of each horse. This is vital, especially during times of disease outbreaks or natural disasters.

To this end, the US Equestrian Board of Directors approved a new microchipping rule, effective December 1 2025, under GR1101.1, all horses competing in USEF licensed or endorsed competitions must be microchipped with a 15 digit ISO compliant 11784 11785 chip.

## Air Quality requirements for all NWDA Shows

As we enter the summer months, we all must be aware of the weather around us. We have had a watchful eye on the wildfires spreading throughout Canada, and the resulting worsened air quality throughout Canada and the United States. We know concerns over air quality are ever-present as both humans and equines can be equally impacted.

USEF believes the decision by organizers to operate, suspend, or cancel competitions due to compromised air quality is best made by each individual organizer, because venue conditions can vary and can change rapidly depending upon weather, geography, and other factors. In order to make the most informed decision, competition organizers must consult with state and local health authorities and government agencies and should frequently review the guidelines involving air quality at [AirNow.gov](#) to determine whether or not to operate their events. Additionally, to best protect the health and safety of both equine and human competitors, the USEF strongly recommends that, in situations where the Air Quality Index (AQI) reaches 151 or above, an organizer consider suspending or canceling competition. **NWDA will follow the USEF recommendation that shows may be suspended or canceled if the Air Quality Index reaches 151 or above.**

In cases of cancellation, Show Manager and Show Secretary will warn competitors by email before the show commences of cancellation, after conferring with the Technical Delegate, Dr Dan Bloomquist, Veterinarian and [AirNow.gov](#). **In case of cancellation, it will be considered an Act of God, and non-refundable for all shows.**

## USDF Rule on Barn lights change for 2024 at Shows.

Barn lights will be required to be turned off at 10pm, to help the horses get the sleep they need

## Submitting your freestyle music

Email your freestyle MP3 or zip file music to Kathi Marshall, [kkmarshallNWDA@gmail.com](mailto:kkmarshallNWDA@gmail.com) when you send in your entry, or No Later than 48 hours before the show, include riders name, horses name, freestyle level. Bring a backup flash drive with your music to the show. The schedule for sound checks will be posted in the show office.

## Frequently asked Questions for all NWDA Shows

COPY of MEMBERSHIP REQUIREMENTS SENT IN WITH SHOW ENTRY FORM					
HORSE HEALTH	NWDA SCHOOLING SHOW	NWDA Dressage Shows USEF/USDF RECOGNIZED SHOW		For Qualifying Classes in RECOGNIZED SHOW ***	
COPY OF COGGINS REQUIRED	yes	yes		yes	
COPY OF EQUINE INFLUENZA VACCINATION RECORD	yes	yes		yes	
HORSE Memberships	NWDA Membership	USEF USDF Horse ID # a one time fee \$35 OR USDF Annual or Lifetime Memb	USDF USDF Horse ID # a one time fee \$35 OR USDF Annual or Lifetime Memb	USEF Annual or Lifetime Recording	USDF Lifetime Registered
COPY OF T.I.P. Number	if applicable	if applicable			
Rider Memberships needed	NWDA Membership	USEF membership card OR	Group Membership OR	USEF competing	USDF Participating
RIDER AA/JR/YR/OPEN	OR non member fee \$30	show pass fee \$45 ****	non member fee \$35.	Membership	Membership
OWNER		USEF membership card OR show pass fee \$45 ****	Group Membership card OR non member fee \$35.	USEF competing Membership	USDF Participating Membership
TRAINER *		USEF membership card, even if its a parent	Group Membership card OR non member fee \$35.	USEF competing Membership	USDF Participating Membership
COACH **		USEF membership card, even if a parent	Group Membership card OR non member fee \$35.	USEF competing Membership	USDF Participating Membership
SIGNATURE OF RIDER, OWNER & TRAINER ON ENTRY FORM	yes	yes		yes	
Opportunity, USDF INTRO, Quadrille, or Pas De Deux		No Membership, non-member fee or Horse Id Number required, No Drug Fee if in Opportunity Classes Only			
<b>USDF Group membership is INCLUDED in your NWDA dues, you will receive a membership card from USDF</b>					
<b>SAFE SPORT TRAINING IS REQUIRED FOR ALL USEF MEMBERS ABOVE AGE 18, EVEN PARENTS</b>					
* "TRAINER" on the entry form is the person responsible for the horse while it is on the grounds. This person must be present and is the person who is named if the horse is drug tested or in the case of charge for abuse. <b>Parents signing as Trainer/coach, Must have an active membership &amp; cannot purchase a Show Pass</b>					
**COACH on the entry form is the person who teaches a competitor before the class and may be a different person than the Trainer.					
*** Memberships/Registrations/ Recordings must be valid prior to the qualifying ride					
Rider, owner, trainer and coach can all be the same person					
**** Show pass fee must be obtained from USEF website, BEFORE the show, can not be obtained at the show					

**Check the Equipment and Dress Code Sections of the of the Schooling Show FAQ or Recognized Show FAQ to familiarize yourself with the correct procedure. Rec Shows, trainer & coach if listed must be USEF members, they cannot get show pass**

1. Most riders will bring their horse to the show ground on the Friday before the show starts. Competition managers ask that you do not arrive until after 3 pm Friday. If you plan to arrive earlier, you must contact the competition manger listed on the show bill. Once you arrive, please head straight to the show office to check in and find your stall assignment.
2. **Lunging:** Competitors may lunge in the grass area next to the warm-up arena.
3. **Unsupervised horses in small arena behind 4H Barn:** It is mandatory to be with your horse at all times if they are turned out in the small arena outside of 4H barn.
4. **Schooling:**  
**Friday:** Dressage and Hunter Jumper competitors may school in the designated warm-up areas and competition arenas until sundown on Friday evening  
**Show Days:** Dressage and Hunter Jumper competitors may school in the designated warm-up areas throughout the show day. Riders may not school in the designated dressage competition rings the morning of and while the show is in progress. Please check with Jen Hovde for available Hunter Jumper schooling in the Hunter Jumper rings the mornings of the show. Schooling in the designated competition rings after the show until sundown is permitted.

**5. What do I do before my ride time?** Before you ride, familiarize yourself with the ring you ride in and the numbers of the riders who ride before you. Remember your number and ASTM SEI approved helmet with strap Both are required.

**Dressage:** As you make your way to the warm-up area, check in with the ring steward to let them know you have arrived. Keep in mind, the ring steward may also be the announcer. The ring steward can tell you if the classes are running ahead or behind. If the rings are running ahead of time, remember you **do not** have to go early. You may school your horse until your ride time.

**Hunter/Jumper:** The ring does not run on the time schedule, so please check with the ring steward or show manager for how the ring is running that day. It is the responsibility of the rider to be at the ring at the time the class begins.



## FAQ for NWDA shows, continued

### 6. It's my ride time ! What now ?

**Dressage Competitors:** When the rider ahead of you is preparing to finish their test, start getting ready to head over to the ring. Once the rider ahead of you does their final salute, head to the ring. **DO NOT** ride in front of the other judge's booth.

Once at the judge's booth of the ring you will ride in, tell the scribe your number. You may now do final preparations along side the ring until the judge signals you (bell/whistle). You now have 45 seconds to enter the ring. Don't panic! Remember to salute at both halts !

Once your ride is over, head to the ring steward area for a treat ( and equipment check for a recognized show).

### Hunter/Jumper Competitors:

Check in with the in gate/ring steward as the H/J ring runs the classes in order, but not on a time schedule. Keep in mind that riders in all classes, other than group classes, may run in a different order than what is posted.

Check the courses posted in the in gate area - memorize the course that is assigned to your class.

When it is your turn for your jumping round, head into the arena. If you are doing a hunter/eq course, you may need to do a courtesy circle before and/or after your ride. If you are riding a jumper course, you may enter the arena, but wait for the whistle before starting your course.

### 7. We made it! Where do I see how I did?

Dressage scores and tests will be available in the show office once the class is done and the show secretary has scored them. We make every effort to post Hunter/Jumper scores earlier, but they may not be posted until lunch and at the end of the show day. Please be patient as everyone is working as fast as they can.

### 8. Competitors Party/ High Point

Join us in the show office for appetizers and drinks on Saturday a half hour after the last ride ! Here we will be announcing our High Point winners for the day, so be sure to join us in congratulating them !

### 9. Some final things to keep in mind:

**Refunds for schooling shows:** There will be no refunds given after the closing date without a written Veterinary or Doctors note. The note must be received by NWDA no more than 30 calendar days from the closing date. The NWDA Board will review each request on a case by case basis. Refunds that are deemed appropriate will be given in show credit form for the amount of the class fees ONLY.

**Refunds for Recognized Shows:** Due to USEF and USDF rules, we are unable to give refunds after the closing date.

**Outstanding Fees:** Participants who are financially negligent to the show (incomplete payment of fee) will not be allowed to compete for prizes and will be advised not to enter any future shows until payments are completed in full.

**Competition spectators:** When not competing, please make sure everyone keeps a reasonable distance away from the judge's booths during the competition. Friends/family taking pictures and video is encouraged! However, they must give the riders the right of way and not distract the judges.

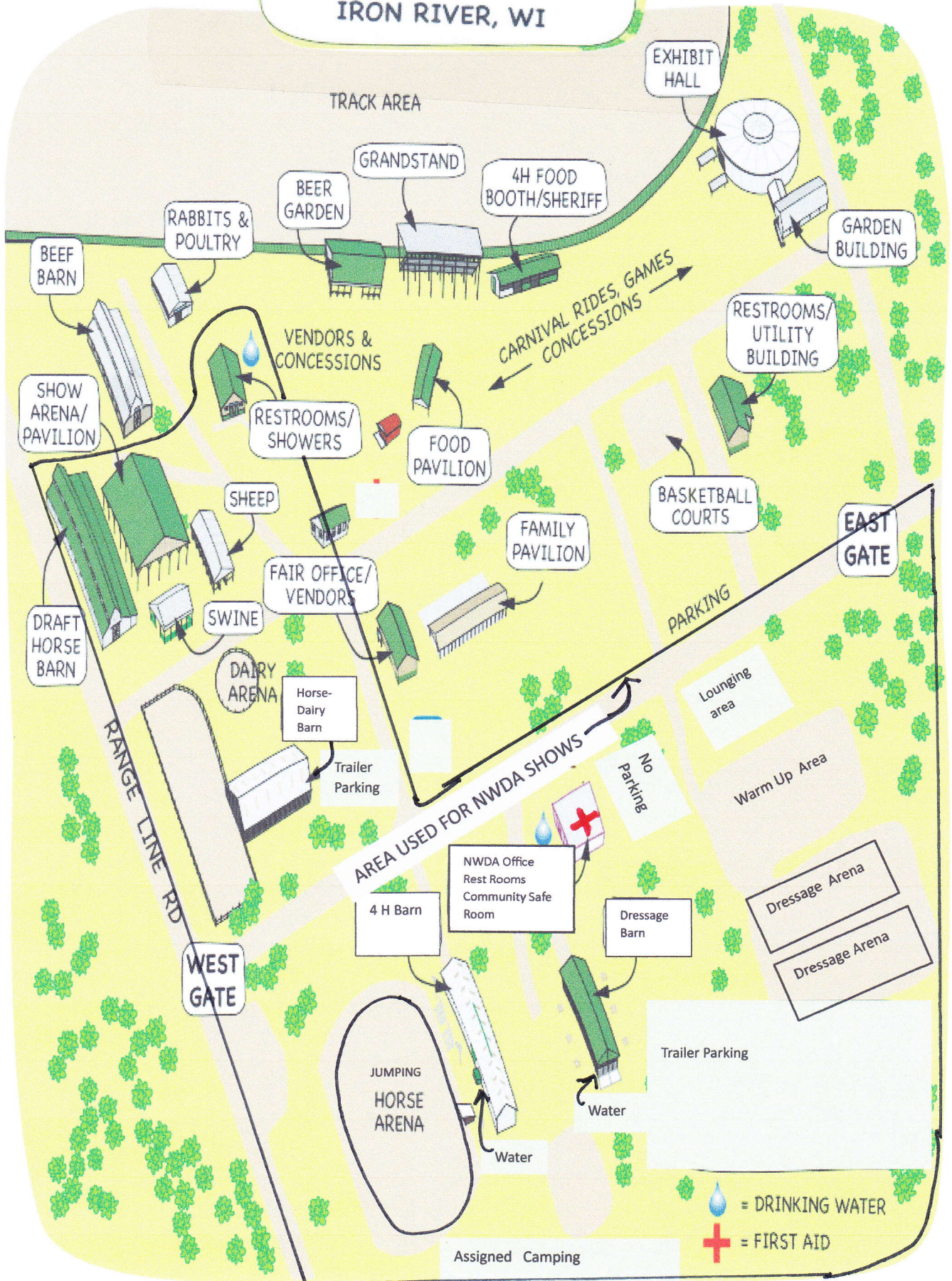
**Cancellations/substitutions:** All Substitutions must be cleared through the show manager or secretary with adequate time for the show management to notify the judge and other officials. Requests must be made by 3pm the day before. After Closing Date change fees:



- \* One-time Class add-on or time change
  - Dressage \$5
  - Hunter/Jumper \$10
- \* Horse and/or rider change: \$15
- \*Horse and/or rider change due to injury: \$0

**Inappropriate Behavior:** Participants in NWDA shows are encouraged to show civil, sportsmanlike behavior when dealing with all volunteers, employees, other participants, and participant's family members while on the grounds. Inappropriate, argumentative, or aggressive behavior, body language, words, or attitudes will result in automatic scratching of all future classes at said competition.

# BAYFIELD COUNTY FAIRGROUNDS

## IRON RIVER, WI



 = DRINKING WATER  
 = FIRST AID

# Equine Vaccination Rule

Required for ALL NWDA Shows

GR8


CONDUCT OF  
LICENSED  
COMPETITIONS

## GR845 Equine Vaccination Rule

1. At Federation licensed competitions, horses entering the grounds must be accompanied by documentation of Equine Influenza Virus and Equine Herpes Virus (Rhino- pneumonitis) vaccinations within six months prior to entering the stables. Horses not in compliance with this rule may be required to leave the competition grounds upon request by Competition Management. Documentation should consist of one of the following methods mentioned below. The frequency of vaccine administration should be per the vaccine manufacturers' or veterinarian's recommendations. It is recommended that vaccines are administered by or under the direction of a veterinarian.
  2. In the case of vaccines administered by a veterinarian, the exhibitor, upon request by Competition Management, must provide documentation from the veterinarian on documenting that the horse in question received the vaccinations; name of the vaccines and date of vaccine administration.
  3. In the case of vaccines administered by a person other than a veterinarian, the exhibitor, upon request by Competition Management, must provide a receipt of the vaccine purchase which is signed by the owner, or agent with care, custody, and control of the horse; name, serial number and expiration date of the vaccine; and date of vaccine administration.
  4. In the case of a horse that is unable to receive either of the vaccinations due to a history of adverse reactions, the exhibitor, upon request by Competition Management, must provide a letter from the veterinarian on official letterhead stating that the horse in question cannot be vaccinated due to medical concerns and a log of temperatures taken twice daily for the seven days prior to entering the competition grounds. These horses must also have their temperature taken and logged twice daily while on the competition grounds. The log of temperatures should be provided to the Competition Management, steward, or technical delegate when requested.
- Competition Management may not amend or enhance vaccination requirements without prior approval of the Veterinary Committee.

# Show Packing List

- Hay
- Grain
- Salt blocks/electrolyte
- Water buckets + hangers
- Shavings
- Coolers/blankets
- Polos/standing wraps/boots
- Bridles
- Saddles/girth
- Saddle Pads
- Tack cleaning
- Braiding stuff/scissors
- Sneezy
- Wheel barrow
- Pitchfork, broom
- Furniture, signs, stall cards, rugs
- Saddle/bridle racks
- Clippers/charger
- Bathing stuff (shampoo, sponge, bucket, hose, scraper)
- Grooming stuff (Show Sheen, brushes, tail comb, rags, sponge, etc.)
- Show clothes (jacket, breeches, gloves, helmet, boots, socks, belt, stock tie, shirt, hair net)
- Schooling clothes
- Fly spray/fly bonnet
- Rubber boots, rain gear
- Watch, sunglasses, sunscreen, umbrella
- Dog beds/crate, food, bowls, leashes
- Paperwork (coggins, health cert)
- First aid kit (banamine, bute, vet wrap, etc)
- Show paperwork – cards, coggins, test book, check\$
- Freestyle music and qualifying test copy
- White board, markers
- Mirror
- Fan
- Extension cords, bungees, zip ties, hammer
- Camera, Phone, phone chargers, batteries
- Headset/CeeCoach + charger
- Ringside bag (rags, water, sugar, test book, rubber bands, safety pins, extra bridle number)
- Water, beverages
- Sugar cubes
- Food for humans
- Personal bag, toiletries



# Schooling Shows



# Schooling Show, some of the Class descriptions

**Dressage Equitation:** Open to riders who have not shown above Second Level. Horses will be shown in a group and asked to perform, at minimum, walk, trot, and canter in both directions. Other possible movements may include, but not limited to: leg-yield, lengthened gaits, halt, turn on the forehand, and riding without stirrups. To be judged on rider's hands, seat, position, and use of aids.

**Leadline:** Ages 12 and under, led at the walk only. Ribbons only. Riders may not enter any riding classes.

**Hunter:** Horse is judged on performance and soundness with an emphasis on manners. Extreme speed will be penalized. Under saddle classes to be shown as a group.

**Hunt Seat Equitation:** Rider to be judged on use of seat, legs, and hands. Classes on the flat shown in a group.

**Jumper:** Jumping rounds to be judged on penalties (knockdowns, faults, refusals, and time) only.

**TOC Ride-A-Test:** Rider will choose a test to ride in front of the judge twice. The rider enters the ring and rides test like a typical dressage test. When the test is complete, the judge will give the rider on the spot feedback and coach the rider on how to better ride the test. The rider will then re-ride the same test immediately after the feedback has been given.

**Prix Caprilli:** A dressage class that will include jumps. Copies of the test will be on the NWDA website and are in the back of this Omnibus

**Vintage Percentile TOC:** Open to any rider age 50 and over. You choose the test you want to ride.

**Dressage suitability in Hand;** Open to horses of any age. Horses must be shown in a halter or bridle. All horses involved must be attached with some type of lead to a human. No free horses, even foals !! Horses will be shown at a walk and a trot on the standard in hand triangle and will be judged on suitability to become a dressage horse. This will include conformation, movement and temperament.

## Payback Classes ( if held):

The payback classes will have cash awards in addition to the usual 6 rosette ribbons. The table used in determining the payback is shown below. The total amount available in each class will be 75% of the entry fees plus any amount received as donations specified for this purpose (with a \$25 guarantee). For instance, if six riders enter the class (Entry \$120x75%=\$90; \$90+\$25=\$115). This amount would be divided among class entrants according to the table below. **Donations will be accepted until the start of the class: please see the show secretary to donate prize money and add to the excitement !**

Percent of Payback For:

	1 <sup>st</sup> Place	2 <sup>nd</sup> Place	3 <sup>rd</sup> Place	4 <sup>th</sup> Place	5 <sup>th</sup> Place	6 <sup>th</sup> Place
1 Entrant	100%					
2 Entrants	60%	40%				
3 Entrants	50%	30%	20%			
4 Entrants	45%	30%	15%	10%		
5 Entrants	40%	25%	15%	10%	10%	
6 Entrants	35%	25%	20%	10%	5%	5%

# Schooling Show Frequently Asked Questions (FAQ)

**Remember, these are schooling show specific rules. See the enclosed Frequently Asked Questions For All NWDA shows and Recognized Shows FAQ for more more information.**

## 1. What do I need to send with my entry?

Besides your entry form, a documentation of a negative coggins test performed this year, documentation of Equine Influenza Virus and Equine Herpes Virus (Rhinopneumonitis) vaccinations within 6 months prior to entering the stables and payment. **Please see the Show Guide section on page 33 for the full GR845 vaccination rule. Vaccination Documentation is page 99 in Forms Section of this Omnibus.** T.I.P. number if applicable.

## 2. What equipment do I need?

Horses may be ridden with proper riding equipment based on the classes entered. English style saddle, saddle pad, and bridle should be used for Dressage, Hunter, and Jumper Classes. For Western Dressage classes, please see <http://westerndressageassociation.org/western-dressage-rules-tests/>. No bareback riding allowed. Saddles must have stirrups.

**For Dressage:** Any extra equipment, including but not limited to: leg wraps, side reins, draw reins, and martingales are prohibited in the dressage ring and may only be used in warm-up or lunging

**For Hunters:** Standing martingales only allowed over fences, no martingales in under saddle classes, all types of boots, wraps and bandages are prohibited, no side reins or draw reins, regulation snaffles and Pelham bits with cavesson nosebands are recommended. (A judge may penalize for nonconventional types of bits and nosebands.)

**For Jumpers:** Standing and running martingales are allowed, no side reins, no draw reins

## 3. How should I be dressed for competition?

ASTM/SEI approved helmet with strap must be worn while mounted at all times, no exceptions.

### **Dressage, Hunter, and Jumper Classes:**

White, light or dark colored breeches or riding tights. Long or short sleeved collared shirt, and gloves. Full length riding boots or paddock boots with half-chaps, boots must have a distinguishable heel. Jackets may be worn, but are not required.

### **Western Dressage Classes:**

Please see <http://westerndressageassociation.org/western-dressage-rules-tests/> for attire requirements.



# North Woods Dressage Association


Fun in the Sun  
Schooling Show

June 8 & 9 2024

(Dressage/Hunter/Jumper/Western Dressage Classes)



Competition Address:	7080 North Main Street, Iron River, WI 54847	
Manager:	Kathi Marshall, 218-348-8519, kkmarsshallNWDA@gmail.com	
Show Secretary:	Christina Steenekamp, csteenekamp80@gmail.com	
Judges:	<b>Dressage:</b> Jenevieve Hofsommer (MN) Madeline Erce (WI)	<b>Hunter/Jumper:</b>  Lina Stock
<b>Opening Date:</b>	<b>May 1, 2024</b>	
<b>Closing Date:</b>	<b>May 28, 2024</b>	
Show entry mailing address:	<b>Send show entries to:</b> <b>Christina Steenekamp</b> <b>208 E. 8<sup>th</sup> Street</b> <b>Superior, WI 54880</b>	
	If scheduling allows, late entries will <u>ONLY</u> be accepted online. Please contact the show secretary as soon as possible regarding late entries. Late entries will be assessed a late fee.	
Entries:	One entry per horse/rider combination - please print clearly. <b>A separate check for each horse/rider combination; show entry must be written and included with completed entry.</b> This helps reduce errors and entry processing time. Completed entries (all three signatures and a copy of a negative 2024 Coggins & vaccination record within 6 months) must be mailed to the show secretary. Show participants must have a copy of horse's vaccination records available on grounds at all times. Entries must be legible and must be postmarked by the closing date. Entries accepted on a first come, first serve basis. Entries may close early if time limits for judges are filled. <b>Online Entries at <a href="http://www.horseshowoffice.com">www.horseshowoffice.com</a></b>	
NWDA Membership Information:	<b>Pay Membership Dues online at:</b> <a href="https://northwoodsdressage.weebly.com/membership.html">https://northwoodsdressage.weebly.com/membership.html</a>	
	<b>Send <u>Membership Form</u> to:</b> Dee Closson PO Box 261 Hovland, MN 55606	
Membership dues must either be paid online, or Membership Form submitted to <u>NWDA/Dee Closson</u> by closing date or a non-member fee will be applied. Rider/handler must either be a NWDA member or pay the non-member fee.		

Fees:	<p>\$ 30 Horse Show office entry fee-Enter/Pay online OR Enter online AND mail the online entry</p> <p>\$ 40 Mail Entry</p> <p>\$ 60 Weekend Stall</p> <p>\$ 60 Weekend Tack Stall (Based on availability. Not available in Dairy or Dressage Barn.)</p> <p>\$ 35 Daily Stall (Single 4h Stall or Draft Barn, daily stalling is not available in Dairy or Dressage Barns)</p> <p>\$ 10 Bedding (Per Bag)</p> <p>\$ 30 Stall Cleaning Deposit **Separate check from entry fees**</p> <p>\$ 50 Weekend Camper/RV hook-up</p> <p>\$ 25 Per Night Camper/RV hook-up</p> <p>\$ 30 Weekend Tenting</p> <p>\$ 15 Per night Tenting</p> <p>\$ 20 Late Fee</p> <p>\$ 30 Non-Member Fee</p> <p>\$ 15 Wrong Address Fee</p> <p>\$ 5 To add-<i>per</i> Dressage Class in addition to the class fee if time allows</p> <p>\$ 10 Onetime fee to add jumping classes per show day</p> <p>\$ 30 Return Check Fee</p>
Camper/RV hook-up/Tenting	We will be having assigned Camper/RV hook-up/Tenting. Please specify on your entries whether you need electrical and/or water for your Camper/RV. If you have extenuating circumstances and need a camping spot closer to the barns, contact the Show Secretary. Assigned spots just like we do stall assignments will be sent out before the show begins. When you check in for the show, you will be given a PAID pass for the weekend.
Submitting Freestyle Music	Email your freestyle MP3 or zip file music to Kathi Marshall, kkmarsshallNWDA@gmail.com, when you send in your entry, or No later than 48 hours before the show. Include ride's name, horse's name, level of freestyle in the email, and bring a backup flash drive with the music to the show. Sound check schedule will be posted in show office.
Awards:	Dressage Divisions (Junior/Young Rider, Adult Amateur, and Open) will be run concurrently as one class and pinned separately by division if there are 6 or more in a class. Hunter/Jumper divisions will be pinned together as one. Riders must clearly specify division choice. When no designation is made, riders will automatically be entered as OPEN -- exhibitors enter with this understanding and agreement. Riders may enter only one division per class. Ribbons to 6 <sup>th</sup> place.
Gamblers Choice:	The Gamblers Choice you choose your own course over fences to earn points assigned to each fence. Highest point count wins. This class is a payback class. Donations towards the Payback jackpot will be accepted in the office up until the start of the class.
Dressage Highpoint:	<p>Classical Dressage Champion and Reserve Champion Highpoint Awards will be offered each day and will be pinned by division (JR/YR, AA, and Open) with a handicap system for Training Level and up. Introductory Level will be awarded highpoint separately as one division (JR/YR &amp; AA) excluding Open division riders. Freestyle Champion &amp; Reserve Champion awarded by the weekend but not by division. Western Dressage Champion &amp; Reserve Champion Highpoint awarded by the weekend, but not by division.</p> <p style="text-align: center;">Training/Basic Level % + 0 Point      First Level % + 1 Point Second Level % + 2 Points      Third Level &amp; Above % + 3 Points</p>
Hunter/Jumper Highpoint:	<p>Highpoint and Reserve Highpoint will be awarded overall for both days combined. Classes must have three people in them in order for the points to count towards Highpoint.</p> <p>Champion &amp; Reserve Champion will be awarded for each day in each height division as follows: Ground Poles / 18 inches / 2 feet / 2 feet 3 inches / 2 feet 6 inches to 2 feet 9 inches.</p>
TIP Awards: 	<p style="text-align: center;">High Score Dressage Thoroughbred (Overall)</p> <p style="text-align: center;">Hunter High Point Thoroughbred Award</p> <p style="text-align: center;">Jumper High Point Thoroughbred Award</p> <hr/> <p style="text-align: center;">Young Dressage High Point Thoroughbred Award</p>

Non-compete horses:	\$30 Weekend - for horses on grounds and not competing in the show. Must fill out entry form for number and pay office fee and stabling.
Confirmation of Entry:	Confirmation of entry will be e-mailed to the rider. All e-mail addresses must be clearly printed. If you do not receive a confirmation email from Horse Show Office.com by Monday prior to the show please email show secretary at <a href="mailto:csteenkamp80@gmail.com">csteenkamp80@gmail.com</a> to confirm receipt of entry.
Ride Times:	Unofficial ride times will be posted to <b>www.horseshowoffice.com</b> after 6:00 p.m. on Tuesday prior to the show. It is the responsibility of the rider to inform show management of any time conflicts as soon as possible after receiving the unofficial ride times. Official ride times will be posted in the show office by NOON the day before the competition starts.
Payment:	Payment is due at the time entries are mailed to show management. Entries not accompanied by fees will be considered late and not entered until fees are received including any late fees. Online entries taken at <b>www.horseshowoffice.com</b> with a credit card. Make checks payable to NWDA.
Entry Scratches & Refunds:	There will be no refunds given after the closing date without a written Veterinary or Doctors note. The note must be received by NWDA no more than 30 calendar days from the closing date. The NWDA Board will review each request on a case by case basis. Refunds that are deemed appropriate will be given in show credit form for the amount of the <i>class fees ONLY</i> .
Stabling:	Stabling is first come first serve. If you have special requests do not wait to enter until the last minute as this could very likely result in the request not being fulfilled. For example, large horse needing bigger stall; specific barn; large group wanting to be stalled together etc. Stall deposit (check or cash only) is required for each entry and will be refunded after management ok's clean stall. Initial bedding is not provided. You may bring your own shavings, but please do not use straw or pellets, or newspaper for bedding. Shavings may be ordered on entry for \$10 per bag or purchased at the show while supplies last. All horses must be stabled; no jump-outs allowed. Stabling is available after 3:00 pm the day before the show.
Weather/Acts of God/Accidents or Emergency Policy:	Management reserves the right to cancel any classes due to hazardous weather, Acts of God, accidents or emergencies. No refunds for cancellations due to hazardous weather, Acts of God, accidents or emergencies. Air Quality over 151 is considered an Act of God.
Arenas/Footing:	Two standard 20m x 60m competition rings, both with sand footing. The warm-up is sand footing or sand over grass. No lunging in large warm-up ring on show days; lunging only in grass area. The Competition Arenas may be ridden in until sundown Friday evening. Saturday use of the warm-up and competition rings is available at the conclusion of the show Saturday until sundown.
Medical:	• Medical personnel will be on grounds. Ambulance on call.
Other:	<ul style="list-style-type: none"> <li>• Dogs are not permitted to be loose on competition grounds and must be on a leash</li> <li>• Smoking is not permitted in or near barns, show office or competition arena/warm-up.</li> </ul>
Accommodations:	Brule River Motel (Brule): 715-372-4817; Lumbermen's Inn (Iron River): 715-372-4515; Top of the Morn Resort, Cabins, Iron River 715-372-4546, ck airbnb for other cabins; Lakeside Motel, Ashland 715-685-1777, 27 miles to Ashland
Directions:	I-35 North to Highway 2 East (exit 253A). Cross the bay into Superior, WI. Turn left at stoplight. Follow Highway 2 (Belknap St) to Barker's Island. Turn right at junction of Highways 2 and 53. Follow Highways 2/53 out of Superior. Hwy 53 will split off to the right/South. Take Hwy 2, the LEFT split and continue to follow Hwy 2 through Wentworth, Poplar, and Brule. Before the Town of Iron River, there is a lake on the right and a sign on the right hand side of the road that says, "Fairgrounds." Turn left and follow to fairgrounds, approx. ¾ mile.

Sat #	Sun #	Class Name	Divisions Offered	Class Fee
100	200	WDAA Western Dressage Test of Choice - Introductory Level	JR-YR / AA / Open	\$20
101	201	WDAA Western Dressage Test of Choice - Basic Level	JR-YR / AA / Open	\$20
102	202	WDAA Western Dressage Percentile Test of Choice - Introductory and Basic Levels	JR-YR / AA / Open	\$20
103	203	WDAA Western Dressage Test of Choice - Level 1	JR-YR / AA / Open	\$25
104	204	WDAA Western Dressage Test of Choice - Level 2	JR-YR / AA / Open	\$25
105	205	WDAA Western Dressage Percentile Test of Choice - Level 1 & Level 2	JR-YR / AA / Open	\$25
106	206	WDAA Western Dressage Test of Choice - Level 3	JR-YR / AA / Open	\$25
107	207	WDAA Western Dressage Test of Choice -Level 4	JR-YR / AA / Open	\$25
108	208	WDAA Western Dressage Test of Choice -Level 5	JR-YR / AA / Open	\$25
109	209	WDAA Western Dressage Percentile Test of Choice - Levels 3 and Above	JR-YR / AA / Open	\$25
110	210	WDAA Western Dressage Freestyle - Introductory and Basic Levels	JR-YR / AA / Open	\$20
111	211	WDAA Western Dressage Freestyle - Levels 1 and Above	JR-YR / AA / Open	\$25
112	212	Introductory Level Test A	JR-YR / AA / Open	\$20
113	213	Introductory Level Test B	JR-YR / AA / Open	\$20
114	214	Introductory Level Test C	JR-YR / AA / Open	\$20
115	215	Percentile Test of Choice – Introductory Level	JR-YR/ AA / Open	\$20
116	216	Training Level Test 1	JR-YR / AA / Open	\$20
117	217	Training Level Test 2	JR-YR / AA / Open	\$20
118	218	Training Level Test 3	JR-YR / AA / Open	\$20
119	219	First Level Test 1	JR-YR / AA / Open	\$25
120	220	First Level Test 2	JR-YR / AA / Open	\$25
121	221	First Level Test 3	JR-YR / AA / Open	\$25
122	222	Second Level Test 1	JR-YR / AA / Open	\$25
123	223	Second Level Test 2	JR-YR / AA / Open	\$25
124	224	Second Level Test 3	JR-YR / AA / Open	\$25
125	225	Percentile Test of Choice Training thru Second Levels	JR-YR / AA / Open	\$25
126	226	Third Level Test 1	JR-YR / AA / Open	\$25
127	227	Third Level Test 2	JR-YR / AA / Open	\$25
128	228	Third Level Test 3	JR-YR / AA / Open	\$25
129	229	Fourth Level Test 1	JR-YR / AA / Open	\$25
130	230	Fourth Level Test 2	JR-YR / AA / Open	\$25
131	231	Fourth Level Test 3	JR-YR / AA / Open	\$25
132	232	Percentile Test of Choice Third & Fourth Levels	JR-YR / AA / Open	\$25
133	233	FEI Test of Choice	JR-YR / AA / Open	\$25
134	234	Vintage Percentile Test of Choice (Riders age 50 and up)	AA / Open	\$25
136	236	Musical Freestyle – Training Level thru Fourth Level	JR-YR / AA / Open	\$25
137	237	Musical Freestyle - FEI	JR-YR / AA / Open	\$25
138	238	Lead Line Dressage Test – Ages 12 & under	JR-YR	\$25
139	239	USPEA Para Equestrian Dressage Test of Choice	JR-YR / AA / Open	\$20
				\$25

140	240	Pas de Deux/Quadrille	JR-YR / AA / Open	\$25
141	241	Gaited Dressage Test of Choice	JR-YR / AA / Open	\$25
142	242	Suitability In Hand	JR-YR / AA / Open	\$25
143	243	Dressage Seat Equitation – Group Class	JR-YR / AA / Open	\$25
144		Prix Caprilli Test 1 (Training Level and Above)	Open	\$25
145		Prix Caprilli Test 2 (First Level and Above)	Open	\$25
146		Ride a Test-Introductory Level TOC **See Description on p 36	Open	\$30
147		Ride a Test-Training Level TOC* See Description on pg 36	Open	\$30
148		Ride a Test-First Level TOC	Open	\$35
149	244	Ride-A-Buck Dressage	Open	\$5
Show management has the right to combine or split flat classes depending on entry numbers				
150	245	Walk/Trot Hunter Under Saddle	Open	\$10
151	246	Walk/Trot Equitation on the Flat	Open	\$10
152	247	Walk/Trot Hunter Ground Poles	Open	\$10
153	248	Walk/Trot Equitation Ground Poles	Open	\$10
154	249	Walk/Trot/Canter Hunter Under Saddle	Open	\$10
155	250	Walk/Trot/Canter Equitation on the Flat	Open	\$10
156	251	Walk /Trot/Canter Hunter over Ground Poles	Open	\$10
157	252	Walk/Trot/Canter Equitation over Ground Poles	Open	\$10
158	253	18" Equitation on the Flat	Open	\$10
159	254	18" Hunter Under Saddle	Open	\$10
160	255	18" Hunter Over Fences	Open	\$10
161	256	18" Equitation Over Fences	Open	\$10
162	257	18" Jumper 4.1 (optimum time)	Open	\$10
163	258	2' Equitation on the Flat	Open	\$10
164	259	2' Hunter Under Saddle	Open	\$10
165	260	2' Hunter Over Fences	Open	\$10
166	261	2' Equitation Over Fences	Open	\$10
167	262	2' Jumper Table 4.1	Open	\$10
168	263	2'3 and 2'6 Hunter Under Saddle	Open	\$10
169	264	2'3 and 2'6 Equitation on the Flat	Open	\$10
170	265	2'3 Hunter Over Fences	Open	\$10
171	266	2'3 Equitation Over Fences	Open	\$10
172	267	2'3 Jumper 2.2b	Open	\$10
173	268	2'6-2'9 Hunter Over Fences (specify height)	Open	\$10
174	269	2'6-2'9 Equitation Over Fences (specify height)	Open	\$10
176	271	2'6-2'9 Jumper 2.2b (specify height)	Open	\$10
177		Gamblers Choice 2'-2'6"	Open	\$20
178	272	Ride-A-Buck Hunter/Jumper	Open	\$5

Classical and Western Dressage: NWDA Schooling Shows are governed by United States Equestrian Federation (USEF) rules, except where noted. See [www.USEF.org](http://www.USEF.org) for complete rules.

### Prix Caprilli Class Information (Saturday)

#### Test 1)

- Designed for horses with jumping experience and showing Training Level Dressage or above
- Maximum height of fences is 18"
- Trot work is to be posted

#### Test 2)

- Designed for horses with jumping experience and showing First Level Dressage or above
- Maximum height of fences is 2'
- Trot work may be either sitting or posting, unless noted.
- Changing leads may be done as a flying change or through the trot

In the working gaits the jumping horse is not expected to be as round as a straight dressage horse but the horse must softly accept the bit and show more roundness in the non-jumping parts of the tests. Refusals will be penalized as error of course. Knockdowns will be penalized at judge's discretion. If a rail is in the way, the judge will ring the bell for rider to stop until the rail is replaced. The judge will then ring the bell/whistle for the rider to start where he/she left off. Copies of tests will be placed in the NWDA Omnibus.

Prix Caprilli tests can be found in the tests section at back of this Omnibus

### Test of Choice Ride a Test Class (Saturday)

The Ride a Test classes will be offered Saturday afternoon only. Entries will be limited and will be scheduled in 30 minute time slots.

How it will look:

- Rider will ride Test of Choice for judge. Judge will judge said test.
- Judge will then give rider on the spot feedback and will coach said rider to better their test.
- Rider will then re-ride the same test and judge will re-judge after feedback has been given.

### Dressage Tests

#### Classical Dressage:

- **2023 Dressage Tests Intro through 4th Level are in the Tests section at the back of this Omnibus, Western & Lead Line Too**
- Tests for the 2023 USEF/USDF Introductory Level through Fourth Levels are available for download from United States Dressage Federation at [Forms & Documents \(usdf.org\)](https://www.usdf.org/forms-and-documents)
- Tests for Introductory Freestyle and Lead line Dressage are available for download at [www.northwoodsdressage.weebly.com](http://www.northwoodsdressage.weebly.com)

#### Western Dressage:

- **Tests for the 2022 WDAA Introductory Level through First Level are in the Tests Section of this Omnibus.** They are also available for download from the Western Dressage Association of America at [WDAA Tests \(westerndressageassociation.org\)](https://www.wdass.com/wdass-tests)

#### Para Equestrian Dressage:

- Tests for Para Equestrian Dressage are available for download from Federation Equestre Internationale at [Para Dressage Tests | FEI](https://www.fei.org/para-dressage-tests)

#### Prix Caprilli:

- **Tests for Prix Caprilli are in the Tests section at the back of this Omnibus** & are available for download at: [Prix Caprilli, All Three Tests \(bluegoosestable.com\)](https://www.bluegoosestable.com/prix-caprilli)

#### Gaited Dressage:

- Tests for Gaited Dressage are available for download from the National Walking Horse Association at [Dressage \(nwha.com/dressage\)](https://www.nwha.com/dressage)

**NWDA is having a Championship Show in August!!  
 Championship Classes and Awards Ceremony will be offered at the  
 NWDA Fall Classic Schooling Show August 3 & 4, 2024. Championship  
 Classes and Awards Ceremony will be held  
 Saturday, August 3, 2024.**

**See rules below and NWDA Fall Classic Show Bill for further info.**

<b>NWDA Fall Classic Championship Class Information (Saturday, August 3, 2024)</b>							
To Qualify:	<ul style="list-style-type: none"> <li>• Rider &amp; Horse must be a member of North Woods Dressage Association.</li> <li>• Scores can be earned from any 2024 NWDA show (both Schooling and Recognized)</li> <li>• Horse/rider combinations must earn a total of:               <ul style="list-style-type: none"> <li>• <b>1 qualifying scores at the highest test of the level, you can qualify same day !</b></li> </ul>               The minimum percentages to qualify are as follows:               <table style="margin-left: auto; margin-right: auto; border-collapse: collapse;"> <thead> <tr> <th style="border-bottom: 1px solid black; padding: 5px;">OPEN</th> <th style="border-bottom: 1px solid black; padding: 5px;">AA</th> <th style="border-bottom: 1px solid black; padding: 5px;">YR/YR</th> </tr> </thead> <tbody> <tr> <td style="padding: 5px;">60%</td> <td style="padding: 5px;">60%</td> <td style="padding: 5px;">60%</td> </tr> </tbody> </table> </li> </ul> <p style="text-align: center;"><b>New Rules for 2024 Championship Class, Easier to Qualify</b></p>	OPEN	AA	YR/YR	60%	60%	60%
OPEN	AA	YR/YR					
60%	60%	60%					
General Information on Championship Class	<ul style="list-style-type: none"> <li>• Horse/Rider combinations may qualify and enter a Championship class up to the lunch break on Saturday (August 3, 2024).</li> <li>• If you wish to scratch your Saturday afternoon ride to enter a Championship class, you will not be refunded the entry fee of your scratched ride.</li> <li>• Highest test of the level will be ridden</li> <li>• Tests will be ridden from memory</li> <li>• No whips</li> <li>• Horses must be braided</li> <li>• Show jackets, shirts and breeches must be worn.</li> <li>• Riders placing in the NWDA Fall Classic Championship classes must be present, mounted and in full show attire for the award ceremony in order to receive your award.</li> <li>• If less than 6 horses are in the class, the class will be pinned together as one class. If more than 6 horses in a class, each division will be pinned separately.</li> </ul>						
Award Ceremony	<ul style="list-style-type: none"> <li>• The awards ceremony will be held Saturday afternoon at the conclusion of the show.</li> <li>• The awards being presented are:               <ul style="list-style-type: none"> <li>*NWDA Fall Classic Champions and Reserve Champions</li> <li>*Team Awards</li> <li>*Saturday Champion and Reserve Champion High Point for classical dressage, western dressage and Hunter/Jumper.</li> </ul> </li> <li>• All award recipients must be mounted and in full show attire.</li> </ul>						

# North Woods Dressage Association



## Fall Classic Schooling Show August 3 & 4, 2024




*(Dressage/Hunter/Jumper/Western Dressage Classes/Team Competition)*

Competition Address:	7080 North Main Street, Iron River, WI 54847	
Manager:	Kathi Marshall, 218-348-8519, kkmarsshallNWDA@gmail.com	
Show Secretary:	Christina Steenekamp, csteenekamp80@gmail.com	
Judges:	<b>Dressage:</b> Matt Beasley Jane Topper	<b>Hunter/Jumper:</b> Sable Bettencourt
<b>Opening Date:</b>	<b>July 1, 2024</b>	
<b>Closing Date:</b>	<b>July 23, 2024</b>	
Show entry mailing address:	<b>Send show entries to:</b> <b>Christina Steenekamp</b> <b>208 E. 8<sup>th</sup> Street</b> <b>Superior, WI 54880</b>	
	If scheduling allows, late entries will <u>ONLY</u> be accepted online. Please contact the show secretary as soon as possible regarding late entries. Late entries will be assessed a late fee.	
Entries:	One entry per horse/rider combination - please print clearly. <b>A separate check for each horse/rider combination; show entry must be written and included with completed entry.</b> This helps reduce errors and entry processing time. Completed entries (all three signatures and a copy of a negative 2024 Coggins & vaccine record dated within 6 months) must be mailed to the show secretary. Show participants must have a copy of horse's vaccination records available on grounds at all times. Entries must be legible and must be postmarked by the closing date. Entries accepted on a first come, first serve basis. Entries may close early if time limits for judges are filled. <b>Online Entries at <a href="http://www.horseshowoffice.com">www.horseshowoffice.com</a></b>	
NWDA Membership Information:	<b>Pay Membership Dues online at:</b> <a href="https://northwoodsdressage.weebly.com/membership.html">https://northwoodsdressage.weebly.com/membership.html</a>	
	<b>Send Membership Form to:</b> Dee Closson PO Box 261 Hovland, MN 55606	
Membership dues must either be paid online, or Membership Form submitted to <u>NWDA/Dee Closson</u> by closing date, or a non-member fee will be applied. Rider/handler must either be a NWDA member or pay the non-member fee.		



Fees:	<p>\$ 30 Horse Show Office.com entry fee-Enter/Pay online OR Enter online AND mail the online entry Mail Entry</p> <p>\$ 40 Weekend Stall</p> <p>\$ 60 Weekend Tack Stall (Based on availability. Not available in Dairy or Dressage Barn.)</p> <p>\$ 35 Daily Stall (Single 4h Stall or Draft Barn, daily stalling is not available in Dairy or Dressage Barns)</p> <p>\$10 Bedding (Per Bag)</p> <p>\$ 30 Stall Cleaning Deposit **Separate check from entry fees**</p> <p>\$ 50 Weekend Camper/RV hook-up</p> <p>\$ 25 Per Night Camper/RV hook-up</p> <p>\$ 30 Weekend Tenting</p> <p>\$ 15 Per night Tenting</p> <p>\$ 20 Late Fee</p> <p>\$ 30 Non-Member Fee</p> <p>\$ 15 Wrong Address Fee</p> <p>\$ 5 To add-<i>per</i> Dressage Class in addition to the class fee if time allows</p> <p>\$ 10 Onetime fee to add jumping classes per show day</p> <p>\$ 30 Return Check Fee</p>				
Camper/RV hook-up/Tenting/Trailer Parking	<p>We will be having assigned Camper/RV hook-up/Tenting. Please specify on your entries whether you need electrical and/or water for your Camper/RV. If you have extenuating circumstances and need a camping spot closer to the barns, contact the Show Secretary. Assigned spots just like we do stall assignments will be sent out before the show begins. When you check in for the show, you will be given a PAID pass for the weekend.</p>				
Awards:	<p>Dressage Divisions (Junior/Young Rider, Adult Amateur, and Open) will be run concurrently as one class and pinned separately by division if there are 6 or more in a class. Hunter/Jumper divisions will be pinned together as one. Riders must clearly specify division choice. When no designation is made, riders will automatically be entered as OPEN -- exhibitors enter with this understanding and agreement. Riders may enter only one division per class. Ribbons to 6<sup>th</sup> place.</p>				
Submitting your freestyle music	<p><b>Email</b> your freestyle MP3 or zip file music to Kathi Marshall, <a href="mailto:kkmarshallNWDA@gmail.com">kkmarshallNWDA@gmail.com</a> when you send in your entry, or No later than 48 hours before the show, include riders name, horses name, level of ride. Bring a backup flash drive with the music to the show Sound check schedule to be posted in</p>				
Gamblers Choice:	<p>show office</p> <p>The Gamblers Choice you choose your own course over fences to earn points assigned to each fence. Highest point count wins. This class is a payback class. Donations towards the Payback jackpot will be accepted in the office up until the start of the class.</p>				
Dressage Highpoint	<p>Classical Dressage Champion and Reserve Champion Highpoint Awards will be offered each day and will be pinned by division (JR/YR, AA, and Open) with a handicap system for Training Level and up. Introductory Level will be awarded highpoint separately as one division (JR/YR &amp; AA) excluding open division riders. Freestyle Champion &amp; Reserve Champion will be awarded by the weekend, but not by division. Western Dressage Champion &amp; Reserve Champion will be awarded by the weekend, but not by division.</p> <table style="width: 100%; border: none;"> <tr> <td style="text-align: center;">Training/Basic Level % + 0 Point</td> <td style="text-align: center;">Second Level % + 2 Points</td> </tr> <tr> <td style="text-align: center;">First Level % + 1 Point</td> <td style="text-align: center;">Third Level &amp; Above % + 3 Points</td> </tr> </table>	Training/Basic Level % + 0 Point	Second Level % + 2 Points	First Level % + 1 Point	Third Level & Above % + 3 Points
Training/Basic Level % + 0 Point	Second Level % + 2 Points				
First Level % + 1 Point	Third Level & Above % + 3 Points				
Hunter/Jumper Highpoint:	<p>Highpoint and Reserve Highpoint will be awarded overall for both days combined. Classes must have three people in them in order for the points to count towards Highpoint.</p> <p>Champion &amp; Reserve Champion will be awarded for each day in each height division as follows: Ground Poles / 18 inches / 2 feet / 2 feet 3 inches / 2 feet 6 inches to 2 feet 9 inches.</p>				

TIP Awards: 	High Score Dressage Thoroughbred (Overall)
	Hunter High Point Thoroughbred Award
	Jumper High Point Thoroughbred Award
	Young Dressage High Point Thoroughbred Award
Non-compete horses:	\$30 Weekend - for horses on grounds and not competing in the show. Must fill out entry form for number and pay office fee and stabling.
Confirmation of Entry:	Confirmation of entry will be e-mailed to the rider. All e-mail addresses must be clearly printed. If you do not receive a confirmation email from Horse Show Office.com by Monday prior to the show please email show secretary at <a href="mailto:csteenkamp80@gmail.com">csteenkamp80@gmail.com</a> to confirm receipt of entry.
Ride Times:	Unofficial ride times will be posted to <a href="http://www.horseshowoffice.com">www.horseshowoffice.com</a> after 6:00 p.m. on Tuesday prior to the show. It is the responsibility of the rider to inform show management of any time conflicts as soon as possible after receiving the unofficial ride times. Official ride times will be posted in the show office by NOON the day before the competition starts.
Payment:	Payment is due at the time entries are mailed to show management. Entries not accompanied by fees will be considered late and not entered until fees are received including any late fees. Online entries taken at <a href="http://www.horseshowoffice.com">www.horseshowoffice.com</a> with a credit card. Make checks payable to NWDA.
Entry Scratches & Refunds:	There will be no refunds given after the closing date without a written Veterinary or Doctors note. The note must be received by NWDA no more than 30 calendar days from the closing date. The NWDA Board will review each request on a case by case basis. Refunds that are deemed appropriate will be given in show credit form for the amount of the class fees ONLY.
Stabling:	Stalling is first come first serve. If you have special requests do not wait to enter until the last minute as this could very likely result in the request not being fulfilled. For example, large horse needing bigger stall; specific barn; large group wanting to be stalled together etc. Stall deposit (Check only) required for each entry to be refunded after management ok's clean stall. Initial bedding is not provided. You may bring your own shavings please do not use straw or pellets or newspaper for bedding. Shavings may be ordered on entry for \$10 per bag or purchased at the show while supplies last. All horses must be stabled; no jump-outs allowed. Stabling is available after 3:00 pm the day before the show.
Weather/Acts of God/Accidents or Emergency Policy:	Management reserves the right to cancel any classes due to hazardous weather, Acts of God, accidents or emergencies. No refunds for cancellations due to hazardous weather, Acts of God, accidents or emergencies. Air quality over 151 is considered an act of God.
Arenas/Footing:	Two standard 20m x 60m competition rings, both with sand footing. The warm-up is sand footing or sand over grass. No lunging in large warm-up ring on show days; lunging only in grass area. The Competition Arenas may be ridden in until sundown Friday evening. Saturday use of the warm up and competition rings is available at the conclusion of the show Saturday until sundown.
Medical:	Medical personnel will be on grounds. Ambulance on call.
Other:	<ul style="list-style-type: none"> <li>• Dogs are not permitted to be loose on competition grounds and must be on a leash</li> <li>• Smoking is not permitted in or near barns, show office or competition arena/warm-up.</li> </ul>
Accommodations:	Brule River Motel (Brule): 715-372-4817; Lumbermen's Inn (Iron River): 715-372-4515; Top of the Morn Resort, Cabins, Iron River 715-372-4546, ck airbnb for other cabins; Lakeside Motel, Ashland 715-685-1777, 27 miles to Ashland
Directions:	I-35 North to Highway 2 East (exit 253A). Cross the bay into Superior, WI. Turn left at stoplight. Follow Highway 2 (Belknap St) to Barker's Island. Turn right at junction of Highways 2 and 53. Follow Highways 2/53 out of Superior. Hwy 53 will split off to the right/South. Take Hwy 2, the LEFT split and continue to follow Hwy 2 through Wentworth, Poplar, and Brule. Before the Town of Iron River, there is a lake on the right and a sign on the right hand side of the road that says, "Fairgrounds." Turn left and follow to fairgrounds, approx. ¼ mile.

Sat #	Sun #	Class Name	Divisions Offered	Class Fee	Saturday Team Qualifying Fee
100	200	WDAA Western Dressage Test of Choice – Introductory Level	JR-YR / AA / Open	\$20	\$5
101	201	WDAA Western Dressage Test of Choice - Basic Level	JR-YR / AA / Open	\$20	\$5
102	202	WDAA Western Dressage Percentile Test of Choice - Introductory and Basic Levels	JR-YR / AA / Open	\$20	\$5
103	203	WDAA Western Dressage Test of Choice - Level 1	JR-YR / AA / Open	\$25	\$5
104	204	WDAA Western Dressage Test of Choice - Level 2	JR-YR / AA / Open	\$25	\$5
105	205	WDAA Western Dressage Percentile Test of Choice - Level 1 & Level 2	JR-YR / AA / Open	\$25	\$5
106	206	WDAA Western Dressage Test of Choice - Level 3	JR-YR / AA / Open	\$25	\$5
107	207	WDAA Western Dressage Test of Choice - Level 4	JR-YR / AA / Open	\$25	\$5
108	208	WDAA Western Dressage Test of Choice - Level 5	JR-YR / AA / Open	\$25	\$5
109	209	WDAA Western Dressage Percentile Test of Choice - Levels 3 and Above	JR-YR / AA / Open	\$25	\$5
110	210	WDAA Western Dressage Freestyle - Introductory and Basic Levels	JR-YR / AA / Open	\$25	\$5
111	211	WDAA Western Dressage Freestyle - Levels 1 and Above	JR-YR / AA / Open	\$25	\$5
112	212	Introductory Level Test A	JR-YR / AA / Open	\$20	\$5
113	213	Introductory Level Test B	JR-YR / AA / Open	\$20	\$5
114	214	Introductory Level Test C	JR-YR / AA / Open	\$20	\$5
115	215	Percentile Test of Choice – Introductory Level	JR-YR / AA / Open	\$20	\$5
116	216	Training Level Test 1	JR-YR / AA / Open	\$20	\$5
117	217	Training Level Test 2	JR-YR / AA / Open	\$20	\$5
118	218	Training Level Test 3	JR-YR / AA / Open	\$20	\$5
119	219	First Level Test 1	JR-YR / AA / Open	\$25	\$5
120	220	First Level Test 2	JR-YR / AA / Open	\$25	\$5
121	221	First Level Test 3	JR-YR / AA / Open	\$25	\$5
122	222	Second Level Test 1	JR-YR / AA / Open	\$25	\$5
123	223	Second Level Test 2	JR-YR / AA / Open	\$25	\$5
124	224	Second Level Test 3	JR-YR / AA / Open	\$25	\$5
125	225	Percentile Test of Choice Training thru Second Levels	JR-YR / AA / Open	\$25	\$5
126	226	Third Level Test 1	JR-YR / AA / Open	\$25	\$5
127	227	Third Level Test 2	JR-YR / AA / Open	\$25	\$5
128	228	Third Level Test 3	JR-YR / AA / Open	\$25	\$5
129	229	Fourth Level Test 1	JR-YR / AA / Open	\$25	\$5
130	230	Fourth Level Test 2	JR-YR / AA / Open	\$25	\$5
131	231	Fourth Level Test 3	JR-YR / AA / Open	\$25	\$5
132	232	Percentile Test of Choice Third & Fourth Levels	JR-YR / AA / Open	\$25	\$5
133	233	FEI Test of Choice	JR-YR / AA / Open	\$25	\$5
134	234	Vintage Percentile Test of Choice (Riders age 50 and up)	AA / Open	\$25	\$5
136	236	Musical Freestyle – Training Level thru Fourth Level	JR-YR / AA / Open	\$25	\$5
137	237	Musical Freestyle - FEI	JR-YR / AA / Open	\$25	\$5
138	238	Lead Line Dressage Test – Ages 12 & under	JR-YR	\$20	\$5
139	239	USPEA Para Equestrian Dressage	JR-JYR / AA / Open	\$25	\$5
140	240	Pas de Deux/Quadrille	JR-YR / AA / Open	\$25	\$5
141	241	Gaited Dressage Test of Choice	JR-YR / AA / Open	\$25	\$5
142	242	Suitability In Hand	JR-YR / AA / Open	\$25	\$5
143	243	Dressage Seat Equitation – Group Class	JR/YR / AA/ Open	\$25	\$5
	244	Prix Caprilli Test 1 (Training Level and Above)	Open	\$25	\$5

	245	Prix Caprilli Test 2 (First Level and Above)	Open	\$25	
144		Introductory Level Championship	See Rules Below	\$30	
145		Training Level Championship	See Rules Below	\$30	
146		First Level Championship	See Rules Below	\$30	
147		Second Level & Above Championship	See Rules Below	\$30	
148		WDAA Western Dressage Percentile Test of Choice Championship	See Rules Below	\$30	
Show management has the right to combine or split flat classes depending on entry numbers					
149	246	Walk/Trot Hunter Under Saddle	Open	\$10	\$5
150	247	Walk/Trot Equitation on the Flat	Open	\$10	\$5
151	248	Walk/Trot Hunter Ground Poles	Open	\$10	\$5
152	249	Walk/Trot Equitation Over Ground Poles	Open	\$10	\$5
153	250	Walk/Trot/Canter Hunter Under Saddle	Open	\$10	\$5
154	251	Walk/Trot/Canter Equitation on the Flat	Open	\$10	\$5
155	252	Walk/Trot/Canter Hunter Over Ground Poles	Open	\$10	\$5
156	253	Walk/Trot/Canter Equitation Over Ground Poles	Open	\$10	\$5
157	254	18" Equitation on the Flat	Open	\$10	\$5
158	255	18" Hunter Under Saddle	Open	\$10	\$5
159	256	18" Hunter Over Fences	Open	\$10	\$5
160	257	18" Equitation Over Fences	Open	\$10	\$5
161	258	18" Jumper 4.1 (optimum time)	Open	\$10	\$5
162	259	2' Equitation on the Flat	Open	\$10	\$5
163	260	2' Hunter Under Saddle	Open	\$10	\$5
164	261	2' Hunter Over Fences	Open	\$10	\$5
165	262	2' Equitation Over Fences	Open	\$10	\$5
166	263	2' Jumper Table 4.1	Open	\$10	\$5
167	264	2'3 and 2'6 Hunter Under Saddle	Open	\$10	\$5
168	265	2'3 and 2'6 Equitation on the Flat	Open	\$10	\$5
169	266	2'3 Hunter Over Fences	Open	\$10	\$5
170	267	2'3 Equitation Over Fences	Open	\$10	\$5
171	268	2'3 Jumper 2.2b	Open	\$10	\$5
172	269	2'6-2'9 Hunter Over Fences (specify height)	Open	\$10	\$5
173	270	2'6-2'9 Equitation Over Fences (specify height)	Open	\$10	\$5
174	271	2'6-2'9 Jumper 2.2b (specify height)	Open	\$10	\$5
175		Gamblers Choice 2'-2'6"	Open	\$20	

Classical and Western Dressage: NWDA Schooling Shows are governed by United States Equestrian Federation (USEF) rules, except where noted. See [www.USEF.org](http://www.USEF.org) for complete rules.

**NWDA Fall Classic Championship Class Information (Saturday)**

<p>To Qualify:</p>	<ul style="list-style-type: none"> <li>Rider &amp; Horse must be a member of North Woods Dressage Association.</li> <li><b>Scores can be earned from any 2024 NWDA show (both Schooling and Recognized)</b></li> <li>Horse/rider combinations must earn a total of:             <ul style="list-style-type: none"> <li><b>1 qualifying score at the highest test of the level, you can qualify same day !</b></li> <li>The minimum percentages to qualify are as follows:</li> </ul> </li> </ul> <table border="0" style="margin-left: auto; margin-right: auto;"> <tr> <td></td> <td align="center">OPEN</td> <td align="center">AA</td> <td align="center">JR/YR</td> </tr> <tr> <td></td> <td align="center">-----</td> <td align="center">-----</td> <td align="center">-----</td> </tr> <tr> <td>All Levels</td> <td align="center">60%</td> <td align="center">60%</td> <td align="center">60%</td> </tr> </table> <p align="center"><b>New Rules for Championship Class for 2024, Easier to qualify</b></p>		OPEN	AA	JR/YR		-----	-----	-----	All Levels	60%	60%	60%
	OPEN	AA	JR/YR										
	-----	-----	-----										
All Levels	60%	60%	60%										
<p>General Information on Championship Class</p>	<ul style="list-style-type: none"> <li><b>Horse/Rider combinations may qualify and enter a Championship class up to the lunch break on Saturday (August 3, 2024).</b></li> <li>If you wish to scratch your Saturday afternoon ride to enter a Championship class, you will not be refunded the entry fee of your scratched ride.</li> <li>Highest test of the level will be ridden</li> <li>Tests will be ridden from memory</li> <li>No whips</li> <li>Horses must be braided</li> <li>Show jackets, shirts and breeches must be worn.</li> <li>Riders placing in the NWDA Fall Classic Championship classes must be present, mounted and in full show attire for the award ceremony in order to receive your award.</li> <li>If less than 6 horses are in the class, the class will be pinned together as one class. If more than 6 horses in a class, each division will be pinned separately.</li> </ul>												
<p>Award Ceremony</p>	<ul style="list-style-type: none"> <li>The awards ceremony will be held Saturday afternoon at the conclusion of the show.</li> <li>The awards being presented are:             <ul style="list-style-type: none"> <li>*NWDA Fall Classic Champions and Reserve Champions</li> <li>*Team Awards</li> <li>*Saturday Champion and Reserve Champion High Point for classical dressage, and Hunter/Jumper.</li> </ul> </li> <li>All award recipients must be mounted and in full show attire.</li> </ul>												

**NWDA Fall Classic Hunter/Jumper & Dressage Team Competition Information (Saturday)**

<p>Team formation:</p>	<ul style="list-style-type: none"> <li>Minimum of 3 team members. Maximum of 5 team members. Team members can be riding at different levels/height levels. Any individual rider needing team members is encouraged to contact the show secretary and a mixed team will be formed.</li> <li>In order for a test score/point placing(hunter/jumpers) to be calculated towards your teams Team Competition results a \$5 qualifying fee per class entered must be paid before placing is earned. A minimum of 1 and a maximum of 3 classes may be entered towards your Team Competition Score. Any class with the \$5 qualifying fee next to it you are able to qualify with.</li> <li><b>Riders may compete on both a Hunter/Jumper Team and a Dressage Team with the same horse.</b></li> <li>Each Team should consist of Hunter/Jumper Riders or Dressage Riders, but not both. Riders may participate on a different horse on a different team, but one rider may not ride more than one horse on a team. Likewise, a horse may participate with a different rider on a different team but may not participate with two riders on the same team.</li> <li><b>Team names:</b> Make sure to include your team name and members on your entry form or you can email your team name and members to Show Secretary, Christina Steenekamp at <a href="mailto:csteenekamp80@gmail.com">csteenekamp80@gmail.com</a>.</li> </ul>
------------------------	--------------------------------------------------------------------------------------------------------------------------------------------------------------------------------------------------------------------------------------------------------------------------------------------------------------------------------------------------------------------------------------------------------------------------------------------------------------------------------------------------------------------------------------------------------------------------------------------------------------------------------------------------------------------------------------------------------------------------------------------------------------------------------------------------------------------------------------------------------------------------------------------------------------------------------------------------------------------------------------------------------------------------------------------------------------------------------------------------------------------------------------------------------------------------------------------------------------------------------------------------------------------------------------------------------------------------------------------------------------------------------------------------------------------------

Awards:	<ul style="list-style-type: none"> <li>• <b>Team Spirit Award:</b> All riders are encouraged to support their fellow teammates by helping each other braid, tack up, get dusted off, watch each other's rides, and applaud each other's efforts! A special award will be awarded to the team who best displays team spirit.</li> <li>• Team medallions on neck ribbons will be awarded to each team member for first through sixth place.</li> <li>• Riders are expected to be dressed in riding clothes and mounted for the awards ceremony held on Saturday after the final class.</li> </ul>
General Team Competition Information:	<ul style="list-style-type: none"> <li>• Team riders can compete at any level. Single team members are allowed to ride at different levels/heights. For example, Training 3 &amp; First 1. Results will be calculated based on your placing and apoint system will be used according to the class size that you are in. The team points will be used to place the teams.</li> <li>• Tests may be read and whips allowed.</li> </ul>

### Prix Caprilli Class Information (Sunday)

#### Test 1)

- Designed for horses with jumping experience and showing Training Level Dressage or above
- Maximum height of fences is 18"
- Trot work is to be posted

#### Test 2)

- Designed for horses with jumping experience and showing First Level Dressage or above
- Maximum height of fences is 2'
- Trot work may be either sitting or posting, unless noted.
- Changing leads may be done as a flying change or through the trot

In the working gaits the jumping horse is not expected to be as round as a straight dressage horse but the horse must softly accept the bit and show more roundness in the non-jumping parts of the tests. Refusals will be penalized as error of course. Knockdowns will be penalized at judge's discretion. If a rail is in the way, the judge will ring the bell for rider to stop until the rail is replaced. The judge will then ring the bell/whistle for the rider to start where he/she left off. Copies of tests will be placed in the NWDA Omnibus.

Prix Caprilli tests can be found at: [Prix Caprilli, All Three Tests \(bluegoosestable.com\)](http://bluegoosestable.com)

### Dressage Tests

#### Classical Dressage:

- **Tests for the 2023 USEF/USDF Introductory Level through Fourth Levels are in the tests section in back of this Omnibus & also available for download from United States Dressage Federation at [Forms & Documents \(usdf.org\)](http://Forms & Documents (usdf.org))**
- **Lead Line Tests in the back of this Omnibus** are available for download at [www.northwoodsdressage.weebly.com](http://www.northwoodsdressage.weebly.com)

#### Western Dressage:

- **Western Dressage Tests of Intro, Basic and First Level are in this Omnibus in Tests Section in back.** Tests for the 2022 WDAA Introductory Level through Fifth Levels are available for download from the Western Dressage Association of America at [WDAA Tests \(westerndressageassociation.org\)](http://WDAA Tests (westerndressageassociation.org))

#### Para Equestrian Dressage:

- Tests for Para Equestrian Dressage are available for download from Federation Equestre Internationale at [Para Dressage Tests | FEI](http://Para Dressage Tests | FEI)

#### Prix Caprilli:

- **Tests for Prix Caprilli are in this Tests section of this Omnibus in the back.** & available for download at: [Prix Caprilli, All Three Tests \(bluegoosestable.com\)](http://Prix Caprilli, All Three Tests (bluegoosestable.com))

#### Gaited Dressage:

- Tests for Gaited Dressage are available for download from the National Walking Horse Association at [Dressage \(nwaha.com/dressage\)](http://Dressage (nwaha.com/dressage))



# Recognized Shows







## USEF SAFE SPORT TRAINING REQUIREMENT

All USEF Members 18 years of age or older are required to complete the core Safe Sport Training within 30 days of activating your membership.

**If you do not complete the training, you are ineligible to participate in all USEF activities, including competitions and it must be completed 48 hours before a Recognized Show**

Take the SAFE SPORT TRAINING at USEF.org by logging into your member dashboard.

Accessing the Required Safe Sport Core Training

*Please have your USEF member number available for this process.*

1. Go to [www.usef.org](http://www.usef.org).
2. Click the red log-in button at the upper right-hand corner.
3. Click on My USEF in the upper right-hand corner of the screen.
4. Click the Safe Sport Training icon in your Member Dashboard.
5. Click red Proceed to the U.S. Center for SafeSport Website to Register button.
6. This will take you to the Safe Sport Website to complete the training.
7. Click **REGISTER** to create a new account.
8. Fill out the required fields and click next
9. On the second "register" page:
  - a. You do not need to upload a photo.
  - b. Select your Primary Position with USEF. If you are an owner, please select athlete.
  - c. You **MUST** add your membership to US Equestrian in order to show up in our system as Safe Sport Trained. If you participate in another National Governing Body (NGB) organization, you can add that membership at this time. This will ensure that all USOC NGBs you participate in are notified that you have completed the training.
  - d. After adding your membership information, you must certify that you are that individual and click Save.
10. **You MUST check the email you registered your account with to verify your account. The email comes from "no-reply@safesport.org." Click the link in the email and it will take you back to the U.S. Center for SafeSport website.**
11. Enter your email and password and login to complete the training modules. All three training modules: Sexual Misconduct Awareness Education, Mandatory Reporting, and Emotional and Physical Misconduct must be completed in order to satisfy the requirement. The Safe Sport Refresher course does not have to be completed until 1 year from the day you complete the three modules in the required Safe Sport Training.
12. After *all three* modules are complete, print your SafeSport Trained certificate to keep for verification purposes.

## Recognized Shows Frequently Asked Questions

COPIES of MEMBERSHIP REQUIREMENTS SENT IN WITH SHOW ENTRY FORM					
HORSE HEALTH	NWDA SCHOOLING SHOW	NWDA USEF/USDF RECOGNIZED SHOW		For Qualifying Classes in RECOGNIZED SHOW ***	
COPY OF COGGINS REQUIRED	yes	yes		yes	
COPY OF EQUINE INFLUENZA VACCINATION RECORD	yes	yes		yes	
HORSE Memberships	NWDA Membership	USEF	USDF	USEF	USDF
Copy of T.I.P. Number	if applicable	if applicable			
RIDER Memberships needed	NWDA Membership	USEF membership card OR	USDF Group Membership OR	USEF competing	USDF Participating
RIDER AA/JR/YR/OPEN	OR non member fee \$30	show pass fee \$45	non member fee \$35.	Membership	Membership
OWNER		USEF membership card OR show pass fee \$45	USDF Group Membership card OR non member fee \$35.	USEF competing Membership	USDF Participating Membership
TRAINER *		USEF membership card, EVEN FOR PARENTS IF TRAINER	USDF Group Membership card OR non member fee \$35.	USEF competing Membership	USDF Participating Membership
COACH **		USEF membership card, Even for Paents listed as coach	USDF Group Membership card OR non member fee \$35.	USEF competing Membership	USDF Participating Membership
SIGNATURE OF RIDER, OWNER & TRAINER ON ENTRY FORM	yes	yes		yes	
Opportunity, USDF INTRO, Quadrille, or Pas De Deux		No Membership, non-member fee or Horse Id Number required, No Drug Fee if in Opportunity Classes Only			
<b>USDF Group membership is INCLUDED in your NWDA dues, you will receive a membership card from USDF</b> <b>SAFE SPORT TRAINING IS REQUIRED FOR ALL USEF MEMBERS ABOVE AGE 18 &amp; EVEN IF PARENTS &amp; Must be completed 48 hours Before the show</b> * "TRAINER" on the entry form is the person responsible for the horse while it is on the grounds. This person must be present and is the person who is named if the horse is drug tested or in the case of charge for abuse. <b>PARENTS SIGNING AS TRAINER/COACH, MUST HAVE AN ACTIVE USEF MEMBERSHIP, AND CAN'T PURCHASE A SHOW PASS</b> **COACH on the entry form is t he person who teaches a competitor before the class and may be a different person than the Trainer.					
Rider, owner ,trainer and coach can all be the same person			*** Memberships/Registrations/ Recordings must be valid prior to the qualifying ride		

### As of 2023 Show pass fee must be obtained BEFORE the show from USEF website it can not be obtained at the Show, & 2024 Trainer & Coach must be USEF MEMBERS

#### 1. What Region am I in?

USDF will presume qualified horse rider combinations will compete in the region in which the rider resides as determined by the address associated with the riders membership information on file as of July 1. Riders are NOT required to be a resident of the the region to compete in that region's championship. Riders, who wish to compete at Regional Championships in a region other than their region of residence, must submit a Change of Region Form, and \$25 processing fee if done prior to July st.

**WISCONSIN RESIDENTS ARE IN REGION 2**, Region 2 is composed of Illinois, Indiana, Kentucky, Michigan, Ohio, West Virginia, Wisconsin


**MINNESOTA RESIDENTS ARE IN REGION 4**, Region 4 is composed of Iowa, Kansas, Minnesota, Missouri, Nebraska, North Dakota, South Dakota. See USDF website of full description of all the regions.

#### 2. What Equipment can and can't I use?

Please see the most updated USEF rulebook for complete information on legal and illegal equipment.

#### 3. DRESS CODE CHANGES AS OF 2022 :

Jackets of any single color is permitted and may have subtle pin striping, checks or tweeds. Striped or multi-colored jackets are not permitted. Tasteful & discreet accents, such as collar of a different hue, modest piping or crystal decorations are acceptable. Breeches may be white, light or dark colored are permitted in competition. Bright colors or patterns are not permitted. Contrast piping is allowed. Shirts with tie, choker, stock tie, or integrated stand up collar are required, collars may be any color. Full length English riding boots. See USEF rule book page DR22-23 for complete Dressage dress requirements.



# NWDA presents: Cooler by the Lake I & II

Bayfield County Fairgrounds • Iron River, WI

Saturday, June 22, 2024 (#328938) • Sunday, June 23, 2024 (#329496)

a USEF-licensed / USDF-recognized Level #2 Dressage Competition

## 2024 OFFICIAL QUALIFYING COMPETITION FOR:

Great American Insurance Group/ USDF Regional  
Championships

CSDEA, USDF/USEF, NWDA, NATIONAL PONY CUP PARTNER SHOW, AQHA

**\*\*THIS OFFICIAL PRIZE LIST SUPERSEDES ALL PREVIOUSLY PUBLISHED PRIZE LISTS\*\***

### TWO USEF/USDF RECOGNIZED SHOWS – ONE WEEKEND!!

**\*\* REMINDER: You need to fill out a separate entry form for each day. \*\***

<b>Competition Address &amp; Contact Info:</b>	7080 North Main Street, Iron River, WI 54847 <b>218-348-8519</b> – Contact phone during the show only (Friday, Saturday, and Sunday)
<b>Judges:</b>	Jodi Ely (S) MN Jen Benoit (S) FL <i>**Show Management reserves the right to vary or add officials, as needed, based upon entries. **</i>
<b>Technical Delegate:</b>	Nena Denman ( r ) Iowa
<b>Manager:</b>	Kathi Kusch Marshall 218-348-8519 <a href="mailto:kkmarshallNWDA@gmail.com">kkmarshallNWDA@gmail.com</a>
<b>Secretary:</b>	Anne Sushko, 1942 Clifford Street, Dubuque, Iowa 52002 (563)580-0510 <a href="mailto:gandasushko@hotmail.com">gandasushko@hotmail.com</a>
<b>Competition Mgm. &amp; License Holder:</b>	North Woods Dressage Association, Inc. (NWDA)
<b>Opening Date:</b>	May 13, 2024
<b>Closing Date:</b>	<u>Electronic entry STRONGLY encouraged. Entries must be RECEIVED by closing date</u> June 12, 2024 <i>*Entries must be sent to the show secretary at the address above. Entries must be postmarked by the closing date. If scheduling allows, late entries will only be accepted online. Please contact the show secretary as soon as possible regarding late entries. Late entries will be assessed a late fee.</i>
<b>Levels:</b>	USDF Introductory through FEI Grand Prix, including Open, Junior/Young Rider and Adult Amateur classes, as well as Opportunity Classes.
<b>Entries:</b>	<b>Online Entries at:</b> <a href="http://www.horseshowoffice.com">www.horseshowoffice.com</a> One entry per horse/rider combination per day/show – please print clearly. Completed entries (all three signatures, copies of all association cards, and a copy of a negative current year Coggins Test (with horse's show name – per USEF rule GR907.4). Show participants must have a copy of horse's vaccination records (per USEF rule GR845)) available on grounds at all times. Entries must be RECEIVED by the closing date. Please be prepared to show original coggins, when you check-in (per state law). USEF and USDF non-membership fee(s) are not required for Intro Classes and Opportunity Classes. Horses are limited to a maximum of three Dressage rides per day at Fourth Level and below (including Rider Tests) or two Dressage rides per day above Fourth Level. Horses competing at both Fourth Level and Prix St. Georges, or their equivalents, are limited to two Dressage rides per day. Dressage Seat Equitation, Quadrille, Pas de Deux and Matierele classes are excluded from the maximum limit of rides per day and horses in these classes may compete at any level for which they are otherwise eligible during the same competition. See USEF Rule DR119.2. Horses may enter no more than two consecutive levels, Freestyle levels included, at any one competition. See USEF Rule DR119.2.
<b>Online entries at: <a href="http://horseshowoffice.com">horseshowoffice.com</a> All documentation should be submitted electronically.</b>	

<p><b>Awards:</b></p> <p><b>Champion &amp; Reserve Champ</b></p> <p><b>Weekend Champ and Reserve Champion</b></p> <p><b>Freestyle Champion TIP Champion</b></p> <p><b>National Pony Cup Partner Show</b></p>	<p>Dressage Divisions (Junior/Young, Adult Amateur, Open) may be run concurrently as one class and pinned separately by division if there are 6 or more in a class. Riders must clearly specify division choice. When no designation is made, riders will automatically be entered as OPEN -- exhibitors enter with this understanding and agreement. Riders may enter only one division per class. Ribbons to 6th place and trophy in all classes/division.</p> <p><b>Daily Champion and Reserve Champion Highpoint Awards</b> will be offered each day and will be pinned by division (Jr/Yr, AA and Open) Intro Level will be awarded highpoint separately by the day, not by the division.</p> <p><b>Overall Weekend Highpoint Champion and Reserve Champ</b> will be awarded for combined weekend scores, excluding freestyle scores.</p> <p><b>Freestyle Champion and Reserve Champion</b> will be awarded by the weekend, but not by division. Jockey Club TIP highpoints to be awarded for overall TB in dressage and overall young TB in dressage.</p> <p><b>The NDPC will send each Partner Show a High Point &amp; Reserve High Point ribbons, that will be presented at the show, based on the pony only classes</b></p>
<p><b>Sharps Containers:</b></p>	<p>Sharps containers will be placed near each stabling area. Per USEF Rule GR1210.4, Competition Management may fine any individuals including trainers, owners, exhibitors, or their agents up to \$100 for improper disposal of needles or other sharp disposable instruments.</p>
<p><b>Adult Amateur</b></p> <p><b>Junior/Young Rider</b></p>	<p>Individuals possessing current amateur certification are only eligible as Adult Amateurs from the beginning of the calendar year in which they reach age 22. USEF rule DR119.3. Only active United States Equestrian Federation members may obtain amateur status. (Exception: Equine Canada members in possession of current EC membership may sign for USEF Amateur status on a show by show basis at no cost). Participants must possess current USEF Amateur status and qualify under the USEF Amateur rules. If opportunity classes at Dressage Competitions are restricted to amateurs, riders are required to have an amateur status with USEF.</p> <p>Open to Junior &amp; Young Riders only. Individuals are eligible as JR's until the end of the calendar year in which they reach the age of 18. Individuals are eligible as YR's from the beginning of the calendar year in which they reach age 16 until the end of the calendar year in which they reach the age 21. See USEF rule DR119.3</p>
<p><b>Fees:</b></p>	<p>\$ 30 Introductory and Equitation</p> <p>\$ 35 Training</p> <p>\$ 40 First and Second Levels</p> <p>\$ 45 Third and Fourth Levels</p> <p>\$ 45 All Musical Freestyles</p> <p>\$ 45 FEI Levels/Young Horse/Developing Horse</p> <p>\$ 15 Add to Level fee for GAIG/USDF Qualifying Classes</p> <p>\$ 35 Office fee (online) per horse/rider combination, per day (Non-refundable)</p> <p>\$ 40 Office fee (mailed entries) per horse/rider combination, per day (Non-refundable)</p> <p>\$ 10 Incomplete Entry Fee (when all USEF/USDF cards are not provided with entry)</p> <p>\$ 23 USEF Fee (Includes D&amp;M and USEF Admin. fees)</p> <p>\$ 45 USEF Show Pass Fee (formally the Non-Member Fee) <b>Must be applied for online( PRIOR to the SHOW.)</b></p> <p>\$ 35 USDF Non-Member Fee</p> <p>\$ 5 USDF Affidavit Fee</p> <p>\$ 35 USDF Horse ID Fee</p> <p>\$ 60 Regular Stabling Per Day, 4H or Draft Barn</p> <p>\$ 100 Regular Stabling for Entire Show, 4H or Draft Barn</p> <p>\$ 135 Premium Stabling for Entire Show – Dressage Barn, Dairy Barn, or double stall in 4H Barn</p> <p>\$ 30 Stall Deposit (must provide separate check, refunded upon approved clean stall)</p> <p>\$ 75 Tack Stall for Entire Show (not avail. in Dressage barn, based on availability)</p> <p>\$ 35 Camper/RV hook-up per night</p> <p>\$ 10 Bedding (Per Bag)</p> <p>\$ 5 Class Adds and/or Changes (after closing date, price per change)</p> <p>\$ 20 Change of Horse/Rider (after closing date)</p> <p>\$ 30 Returned Check Fee</p>
<p><b>Late Entries:</b></p>	<p>\$35 – received after the closing/received by date.</p>
<p><b>Post Entries:</b></p>	<p>\$10 plus normal class fee – Post entries accepted ONLY if time allows.</p>

<b>Non-competing horses:</b>	\$30 per day – for horses not competing in the show. Must fill out entry form for number and pay office fee. No USEF/USDF fees need to be paid.
<b>Confirmation of Entry:</b>	Confirmation of entry will be emailed to the rider. All email addresses must be clearly printed. <b>Make sure you turn off your spam filter for: <a href="http://www.horseshowoffice.com">www.horseshowoffice.com</a> emails.</b>
<b>Great American/ USDF Qualifying Classes:</b>	Please indicate that the class is to count for qualifying by designating a <b>Q</b> after the class number. Qualifying will not require a separate ride. An exhibitor riding in the Open, Adult Amateur, or Junior/Young rider classes will pay an additional \$15 USDF fee (must be paid prior to start of the class) to have the score entered in the Great American/USDF qualifying division at that level. Qualifying classes count towards the 2024 Great American/USDF Regional Championships. Check the <a href="http://www.usdf.org">www.usdf.org</a> for regional 2024 qualifying dates, score requirements and locations of championships.
<b>Payment:</b>	Payment is due at the time entries are mailed to show management in US funds. This competition accepts mailed payment with personal check, cashier's check or money order. Entries not accompanied by fees will be considered late and may not be entered until fees are received including any late or post entry fees. Please contact the show secretary with any questions. <b>Online entries taken at <a href="http://www.horseshowoffice.com">www.horseshowoffice.com</a> with a credit card or echeck.</b> Make checks payable to <b>NORTH WOODS DRESSAGE ASSOCIATION or NWDA</b> and mail to: <b>COMPETITION SECRETARY</b> . Anne Sushko
<b>Entry Cancellation and Refunds:</b>	Cancellations only in writing either by mail or e-mail prior to or on the closing date. Entry fees refunded with veterinarian or doctor's certificate before closing date, minus the office fee. <b>NO REFUNDS</b> , including stall and office fees, for any reason after the OFFICIAL, PUBLISHED closing date, even if the closing date is extended. <b>SEE USEF rule GR911 for substitution of rider.</b>
<b>No Shows:</b>	All “No Shows” that have not contacted the show office, prior to the start of the show, may be considered a scratch for the rest of the show and time slots will be filled. Exhibitors enter with this understanding and agreement.
<b>Ride Times: In the show office and on <a href="http://horseshowoffice.com">horseshowoffice.com</a></b>	Unofficial ride times will be posted to <a href="http://www.horseshowoffice.com">www.horseshowoffice.com</a> after 6:00 p.m. prior to the show. It is the responsibility of the rider to inform show management of any time conflicts as soon as possible after receiving the unofficial ride times. Please <b>DO NOT</b> call for ride times. Official ride times will be posted in the show office by <b>NOON</b> the day before the competition starts.
<b>Opportunity Classes:</b>	Open to those new to showing dressage. Horses and riders competing in “opportunity” classes are exempt from USEF and USDF membership requirements, and do not have to pay non-member or HID fees or USEF drug fees. “Opportunity” riders/horses will be allowed to cross-enter into other recognized classes at the show, but must pay all applicable USEF and USDF fees. Opportunity classes follow all USEF Dressage Division rules and applicable USEF general rules, including dressage and saddlery. Opportunity classes cannot be used as qualifying classes for the Great American/USDF Regional Championships.
<b>Stabling:</b> <b>SEPARATE</b> <b>check required for stall cleaning deposit</b> <b>made out to</b> <b>NWDA</b>	Stall deposit required for each entry, \$30.00 per entry, to be refunded after management checks the clean stall. \$100.00 from Friday to Sunday per horse for regular stalls, \$135 for premium/large stalls. \$75.00 for weekend tack stalls, not in premium stabling areas. \$60.00 per day or portion thereof for either regular horse or tack stall. Permanent and temporary stalls with doors, on the show grounds. No initial bedding is provided. You may bring your own shavings or purchase bags through the show office – please do not use straw or pellets or newspaper for bedding. To order, please indicate the number of bags you wish to receive on your entry form. Shavings may be ordered on entry for \$10 per bag or purchased at the show while supplies last. Stalls range in size from 8’x8’ to 12’x12’, some 10’x16’ available – please select Premium Stabling option for Dairy Barn, Dressage Barn or 4H barn stall (12’x12’ and 10’x16’) requests. All horses must be stabled; no jump-outs allowed. <b>Stabling is available after 3:00 pm the day before the show.</b> No late arrivals after 8:00 pm unless show management grants permission for late arrival. Please plan your arrival accordingly. Special requests honored on a <u>first-come, first-serve basis on or after the opening date</u> , based upon receipt of entry. Large horses may receive large stall priority based on management discretion. Stallion owners need to bring suitable equipment to close off the stall if necessary, for safety purposes.
<b>Weather/Acts of God/Accidents or Emergency Policy:</b>	Management reserves the right to cancel any classes due to hazardous weather, acts of God, accidents or emergencies. Every effort will be made to reschedule with priority given to any Championship or qualifying classes being offered. No refunds for cancellations due to hazardous weather, acts of God, accidents or emergencies. Poor Air Quality over 151 is considered an act of God.

<b>Arenas/Footing:</b>	Two standard 20m x 60m competition rings, both with sand footing. The warm-up is sand footing or sand over grass. No lunging in large warm-up ring on show days; lunging only in grass area or sand footing round pen.
<b>Camper/RV Hook –up:</b>	\$35 per night – Camping will be assigned on a “first come, first serve” based upon receipt of entry.
<b>Medical:</b>	Medical personnel will be on the grounds. Ambulance on call.
<b>Farrier Kevin Linderwood</b>	Will be on call; see the show office.
<b>Veterinarian: Dr. Dan Bloomquist</b>	Will be on call; see the show office.
<b>Equine Surgical and Quarantine Facility:</b>	Stillwater Equine Veterinary Clinic 9550 60 <sup>th</sup> St N, Stillwater, MN 55082 • (651) 770-6167
<b>Food:</b>	Limited food service available on the show grounds during normal show hours.
<b>Warning:</b>	Under the Equine Activity Liability Act, each participant who participates in an equine activity expressly assumes the risks of engaging in and legal responsibility for injury, loss, or damage to person or property resulting from the risk of equine activities.
<b>Other:</b>	Per USEF rule (GR1301.6): <b>Dogs are not permitted to be loose on competition grounds</b> and must be on a leash (not to exceed 6 feet in length) or otherwise contained (in a tack stall/cage etc.). Individuals must not lead dogs on a leash while mounted. Dog owners failing to comply with this rule may be subject to penalty by USEF, as well as issuance of warning cards. Loose animals or animals left in vehicles in distress, etc., can and will be removed from the grounds at the owner's expense.
<b>Freestyle Entries:</b>	Effective December 1, 2019 - DR129.9: Except for USEF/USDF Championship classes and for FEI Pony Riders, FEI Junior, FEI Young Rider and FEI Para-Equestrian Freestyles, in order to enter a freestyle class at any level, a horse/rider combination must have received a minimum score of 63% for Training through Fourth levels and 60% for FEI levels in the highest test of the declared freestyle level or any test of a higher level at a USEF/USDF licensed Dressage Competition, Federation Licensed or FEI recognized Dressage Competition, or open Dressage class (i.e. open to all breeds) at a Federation Licensed Competition held prior to the competition where the horse/rider combination is entered to ride a freestyle class. A photocopy of the test verifying eligibility, or copy of the USDF score verification, must be submitted with the entry for a freestyle class. Please note: A 60% or higher earned by a horse/rider combination at the FEI levels may be applied for a Freestyle ridden at a lower level. See USEF Rule DR129.9. Training Level musical freestyles are ineligible for Regional Championship qualifying.
<b>Submitting your freestyle music</b>	<b>Email</b> your freestyle MP3 or zip file music to Kathi Marshall, kkmarsallNWDA@gmail.com when you complete your entry, or no later than 48 hours before the show. Include riders name, horses name, freestyle level. Bring a backup flash drive copy to the show. The schedule for sound checks will be posted at the show office.
<b>Protective Headgear:</b>	From the time horses are officially admitted to the competition grounds by competition management, anyone mounted on a horse at any time on the competition grounds, including non-competing riders, riders on non-competing horses, and those competing in all classes and tests, including Para-Equestrian tests, must wear protective headgear as defined by this rule and otherwise in compliance with GR801. Any rider violating this rule at any time must immediately be prohibited from further riding until such headgear is properly in place. See USEF Rule DR120.6.
<b>Pony Measurements:</b>	Any person wanting pony measurements must contact the show secretary TWO WEEKS before the show to ensure the presence of a certified measurement stick and arrange for the vet to be on the grounds. There may be a fee of no more than \$100 per pony associated with measurement.
<b>Directions:</b>	I-35 North to Highway 2 East (exit 253A). Cross the bay into Superior, WI. Turn left at stoplight. Follow Highway 2 (Belknap St) to Barker’s Island. Turn right at the junction of Highways 2 and 53. Follow Highways 2/53 out of Superior. Hwy 53 will split off to the right/South. Take Hwy 2, the LEFT split and continue to follow Hwy 2 through Wentworth, Poplar, and Brule. Before the Town of Iron River, there is a lake on the right and a sign on the right hand side of the road that says, “Fairgrounds.” Turn left and follow to the fairgrounds, approx. ¾ mile.
<b>Accommodations:</b>	Lumbermen’s Inn (Iron River): 715-372-4515; Brule River, Motel (Brule): 715-372-4817; Holiday Inn Express (Superior) 715-392-3444. Top of the Morn Resort, Cabins, Iron River 715-372-4546, check airbnb for other cabins and the NWDA web site Ashland is around 35 miles from showgrounds.

## Official Class List 2024

Sat.	Sun.	Class	Division	Cost/Q*
101	201	USDF Introductory Level Test A	JR-YR/AA/OPEN	\$30
102	202	USDF Introductory Level Test B	JR-YR/AA/OPEN	\$30
103	203	USDF Introductory Level Test C	JR-YR/AA/OPEN	\$30
104	204	USEF Training Level Test 1	JR-YR/AA/OPEN	\$35
105	205	USEF Training Level Test 2	JR-YR/AA/OPEN	\$35
106	206	USEF Training Level Test 3	JR-YR/AA/OPEN	\$35/\$50*
107	207	USEF First Level Test 1	JR-YR/AA/OPEN	\$40
108	208	USEF First Level Test 2	JR-YR/AA/OPEN	\$40
109	209	USEF First Level Test 3	JR-YR/AA/OPEN	\$40/\$55*
110	210	USEF Second Level Test 1	JR-YR/AA/OPEN	\$40
111	211	USEF Second Level Test 2	JR-YR/AA/OPEN	\$40
112	212	USEF Second Level Test 3	JR-YR/AA/OPEN	\$40/\$55*
113	213	USEF Third Level Test 1	JR-YR/AA/OPEN	\$45
114	214	USEF Third Level Test 2	JR-YR/AA/OPEN	\$45
115	215	USEF Third Level Test 3	JR-YR/AA/OPEN	\$45/\$60*
116	216	USEF Fourth Level Test 1	JR-YR/AA/OPEN	\$45
117	217	USEF Fourth Level Test 2	JR-YR/AA/OPEN	\$45
118	218	USEF Fourth Level Test 3	JR-YR/AA/OPEN	\$45/\$60*
119	219	FEI Prix St. Georges	JR-YR/AA/OPEN	\$45/\$60*
120	220	FEI Intermediate I	JR-YR/AA/OPEN	\$45/\$60*
121	221	FEI Intermediate II	JR-YR/AA/OPEN	\$45/\$60*
122	222	FEI Intermediate A	JR-YR/AA/OPEN	\$45
123	223	FEI Intermediate B	JR-YR/AA/OPEN	\$45
124	224	FEI Grand Prix	JR-YR/AA/OPEN	\$45/\$60*
125	225	FEI Grand Prix Special	JR-YR/AA/OPEN	\$45
126	226	FEI TOC (state test on entry, no freestyles, Q only on applicable tests)	JR-YR/AA/OPEN	\$45/\$60*
127	227	USDF Musical Freestyle TOC (state test on entry, Q only on applicable tests)	JR-YR/AA/OPEN	\$45/\$60*
128	228	FEI Musical Freestyle TOC (state test on entry)	JR-YR/AA/OPEN	\$45/\$60*
129	229	USEF Dressage Seat Equitation	JR-YR/AA/OPEN	\$30
130	230	USEF TOC (state test on entry, no freestyles, Q only on applicable tests)	JR-YR/AA/OPEN	\$45/\$60*
131	231	USEF <b>PONY-ONLY</b> TOC include copy of USEF pony card, No freestyles	JR-YR/AA/OPEN	\$45


132	232	Quadrille, TOC (state level on entry)	OPEN	\$45
133	2233	FEI Para Test of Choice	OPEN	\$45
134	234	Pas de Deux, TOC (state level on entry)	OPEN	\$45
135	235	USEF Training Level Test 1 Opportunity Class		\$35
136	236	USEF Training Level Test 2 Opportunity Class		\$35
137	237	USEF First Level Test 1 Opportunity Class		\$40
138	238	USEF First Level Test 2 Opportunity Class		\$40

\*Indicates qualifying class. Qualifying tests must be the highest test of the level as designated by USDF/USEF. Q on applicable tests only.

**RECOGNIZED USDF / USEF / NWDA / CSDEA/ AQHA**

EVERY CLASS OFFERED HEREIN WHICH IS COVERED BY THE RULES AND SPECIFICATIONS OF THE CURRENT USEF RULE BOOK WILL BE CONDUCTED AND JUDGED IN ACCORDANCE THEREWITH.





**NWDA presents:**  
**Last Chance Summer Dance I/II**  
*and*  
**Team Competition**

Bayfield County Fairgrounds • Iron River, WI

**Saturday, July 20, 2024 (#336861) • Sunday, July 21, 2024 (#336862)**

*a USEF-licensed / USDF-recognized Level #2 Dressage Competition*

**2024 OFFICIAL QUALIFYING COMPETITION FOR;**

**CSDEA, Great American Insurance Group/USDF Regional Championships,  
 USEF/USDF and NWDA /NATIONAL PONY CUP PARTNER SHOW/AQHA**

**\*\*THIS OFFICIAL PRIZE LIST SUPERSEDES ALL PREVIOUSLY PUBLISHED PRIZELISTS\*\***

**TWO USEF/USDF RECOGNIZED SHOWS – ONE WEEKEND!!**

-----  
**\*\* REMINDER: You need to fill out a separate entry form for each day. \*\***

<b>Competition Address &amp; Contact Info:</b>	7080 North Main Street, Iron River, WI 54847 <b>218-348-8519 – Contact phone during the show only (Friday, Saturday, and Sunday)</b>
<b>Judges:</b>	<b>Debbie Rodriguez (S) VA</b> <b>Anne Cizadlo (S) FL</b>  <i>Show Management reserves the right to vary or add officials, as needed, based upon entries**</i>
<b>Technical Delegate:</b>	<b>Karen Cederholm ( r ) WI</b>
<b>Manager:</b>	Kathi Kusch Marshall (218)348-8519 <a href="mailto:kkmarshallnwda@gmail.com">kkmarshallnwda@gmail.com</a>
<b>Secretary:</b>	Anne Sushko, 1942 Clifford Street, Dubuque, Iowa 52002 (563)580-0510 <a href="mailto:gandasushko@hotmail.com">gandasushko@hotmail.com</a>
<b>Competition Mgmt. &amp; License Holder:</b>	North Woods Dressage Association, Inc. (NWDA)
<b>Opening Date:</b>	<b>June 17, 2024</b>
<b>Closing Date:</b>	<b>July 8, 2024 RECEIVED BY THIS DATE</b> <i>*Entries must be sent to the show secretary at the address above. Entries must be received by the closing date. If scheduling allows, late entries will only be accepted online. Please contact the show secretary as soon as possible regarding late entries. Late entries will be assessed a late fee.</i>
<b>Levels:</b>	USDF Introductory through FEI Grand Prix, including Open, Junior/Young Rider and Adult Amateur classes, as well as Opportunity Classes.
<b>Entries:</b>	<b>Online Entries at <a href="http://www.horsehowoffices.com">www.horsehowoffices.com</a></b> <i>One entry per horse/rider combination per day/show – please print clearly. Completed entries (all three signatures, copies of all association cards, and a copy of a negative current year Coggins Test (with horse's show name – per USEF rule GR907.4). Show participants must have a copy of horse's vaccination records (per USEF rule GR845)) available on grounds at all times. Entries must be postmarked by the closing date. Please be prepared to show original coggins, when you check-in (per state law). USEF and USDF non-membership fee(s) are not required for Intro Classes and Opportunity Classes. Horses are limited to a maximum of three Dressage rides per day at Fourth Level and below (including Rider Tests) or two Dressage rides per day above Fourth Level. Horses competing at both Fourth Level and Prix St. Georges, or their equivalents, are limited to two Dressage rides per day. Dressage Seat Equitation, Quadrille, Pas de Deux and Materiale classes are excluded from the maximum limit of rides per day and horses in these classes may compete at any level for which they are otherwise eligible during the same competition. See USEF Rule DR119.2. Horses may enter no more than two consecutive levels, Freestyle levels included, at any one competition. See USEF Rule DR119.2.</i>

<p><b>Team Competition (Saturday Only):</b></p> <p><b>Team Awards:</b></p>	<p>On Saturday you may elect to be part of the TEAM COMPETITION. Teams must consist of three horse/rider combinations. No horse or rider can ride twice for the same team; no combination can compete on two teams; no more than two FEI combinations per team; no more than one professional rider per team. Team riders may compete at any level. Single team members are also allowed to ride at different levels. The lowest single score of the team will be dropped. The remaining scores will be handicapped according to the scale listed below the class listing, and averaged to obtain a team score. Scratches or eliminations for any reason will be considered a zero score and counted as either the low drop score for the team, or handicapped and computed into the team average score if more than one scratch/elimination occurs on a team. Non-FEI riders must have two scores/rides, and FEI riders must have 1 score/ride.</p> <p>Saturday: There will be awards for the Team Competition. Team fees paid will go towards a cash prize, the winning team will get 60%, second place 25%, third place 15%.</p>
<p><b>Awards:</b></p> <p><b>Champion, Reserve Champion</b></p> <p><b>Weekend Champion and Reserve Champion</b></p> <p><b>Musical Freestyle and TIP</b></p> <p><b>Partner show for National Pony Cup</b></p>	<p>Divisions (Junior/Young, Adult Amateur, Open) may be run concurrently as one class and will be pinned separately. Riders must clearly specify division choice. When no designation is made, riders will automatically be entered as OPEN -- exhibitors enter with this understanding and agreement. Riders may enter only one division per class. Ribbons to 6th place and trophy in all classes/divisions with 3 or more entries.</p> <p><b>Daily Champion and Reserve Champion Highpoint Awards will be offered each day</b> and will be pinned by the division (Jr/Yr, AA, and Open) Introductory Level will be awarded highpoint separately by the day not by the division</p> <p><b>Weekend Highpoint Champion and Reserve Champion we be awarded for combined weekend scores, excluding freestyle scores</b></p> <p><b>Musical freestyle Champion and Reserve Champion will be awarded by the weekend, but not by division. Jockey Club TIP Highpoint awarded for overall TB in Dressage and overall young TB in dressage.</b></p> <p><b>The NDPC will send each Partner Show a High Point &amp; Reserve High Point ribbons, which will be presented at the show, based on pony only classes</b></p>
<p><b>Definitions:</b></p> <p><b>Adult Amateur</b></p> <p><b>Junior-Young Rider</b></p>	<p><b>Adult Amateur</b>= Individuals possessing current amateur certification are only eligible as Adult Amateurs from the beginning of the calendar year in which they reach age 22. USDF rule DR119.3 Only active USEF members may obtain amateur status. Exception: Equine Canada members in possession of current EC membership may sign for USEF Amateur status and qualify under the USEF Amateur rules. If opportunity classes at Dressage Competitions are restricted to amateurs, riders are required to have amateur status with USEF. <b>Junior/Young Rider</b> = Open to Junior &amp; Young Riders only. Individuals are eligible as JR's until the end of the calendar year in which they reach the age of 18. Individuals are eligible as YR;s from the beginning of th calendar year which they reach 16 until the end of the calendar year in which they reach the age 21 See USEF rule DR119.3</p>
<p><b>Fees:</b></p>	<p>\$ 30 Introductory and Equitation</p> <p>\$ 35 Training</p> <p>\$ 40 First and Second Levels</p> <p>\$ 45 Third and Fourth Levels</p> <p>\$ 45 All Musical Freestyles, Pas de Deux or Quadrille</p> <p>\$ 45 FEI Levels/Young Horse/Developing Horse</p> <p>\$ 15 Add to Level fee for GAIG/USDF Qualifying Classes</p> <p>\$ 35 Office fee (online) per horse/rider combination, per day (Non-refundable)</p> <p>\$ 40 Office fee (mailed entries) per horse/rider combination, per day (Non-refundable)</p> <p>\$ 10 Incomplete Entry Fee (when all USEF/USDF cards are not provided with entry)</p> <p>\$ 23 USEF Fee (Includes D&amp;M and USEF Admin. fees)</p> <p>\$ 45 USEF Show Pass Fee (formally the Non-Member Fee) <b><u>Must be applied for online PRIOR to the SHOW</u></b></p> <p>\$ 35 USDF Non-Member Fee</p> <p>\$ 5 USDF Affidavit Fee</p> <p>\$ 35 USDF Horse ID Fee</p> <p>\$ 60 Regular Stabling or Tack Stall Per Day, 4H or Draft Barn</p> <p>\$ 100 Regular Stabling or Tack Stall for Entire Show, 4H or Draft Barn</p> <p>\$ 135 Premium Stabling for Entire Show – Dressage Barn, Dairy Barn, or double stall in 4H Barn</p> <p>\$ 30 Stall Deposit (must provide separate check, refunded upon approved clean stall)</p> <p>\$ 75 Tack Stall for Entire Show (not avail. in Dressage barn, based on availability)</p> <p>\$ 35 Camper/RV hook-up per night</p> <p>\$ 10 Bedding (Per Bag)</p> <p>\$ 5 Class Adds and/or Changes (after closing date, price per change)</p> <p>\$ 20 Change of Horse/Rider (after closing date)</p> <p>\$ 30 Returned Check Fee</p> <p>\$40 Team Competition Fee (paid once per team, please indicate team members on team)</p>

<b>Late Entries:</b>	\$35 – if received after the closing/received by date.
<b>Post Entries:</b>	\$10 plus normal class fee – Post entries accepted ONLY if time allows.
<b>Non-competing horses:</b>	\$30 per day – for horses not competing in the show. Must fill out entry form for number and pay office fee. No USEF/USDF fees need to be paid.
<b>Confirmation of Entry:</b>	Confirmation of entry will be e-mailed to the rider. All email addresses must be clearly printed. Make sure you turn off your spam filter for horseshowoffice emails.
<b>Great American/ USDF Qualifying Classes:</b>	Please indicate that the class is to count for qualifying by designating a <b>Q</b> after the class number. Qualifying will not require a separate ride. An exhibitor riding in the Open, Adult Amateur, or Junior/Young rider classes will pay an additional \$15 USDF fee (must be paid prior to start of the class) to have the score entered in the Great American/USDF qualifying division at that level. Qualifying classes count towards the 2024 Great American/USDF Regional Championships. Check the <a href="http://www.usdf.org">www.usdf.org</a> for regional 2024 qualifying dates, score requirements and locations of championships.
<b>Payment:</b>	Payment is due at the time entries are mailed to show management in US funds. This competition accepts mailed payment with personal check, cashier's check or money order. Entries not accompanied by fees will be considered late and may not be entered until fees are received including any late or post entry fees. Please contact the show secretary with any questions.  <b>Online entries taken at <a href="http://www.horseshowoffice.com">www.horseshowoffice.com</a> with a credit card or echeck.</b> Make checks payable to <b>NORTH WOODS DRESSAGE ASSOCIATION</b> or <b>NWDA</b> and mail to the <b>COMPETITION SECRETARY:</b>
<b>Entry Cancellation and Refunds:</b>	Cancellations only in writing either by mail or e-mail prior to or on the closing date. Entry fees refunded with veterinarian or doctor's certificate before closing date, minus the office fee. <b>NO REFUNDS</b> , including stall and office fees, for any reason after the OFFICIAL, PUBLISHED closing date, even if the closing date is extended. <b>SEE USEF rule GR911 for substitution of rider.</b>
<b>No Shows:</b>	All “No Shows” that have not contacted the show office, prior to the start of the show, may be considered a scratch for the rest of the show and time slots will be filled. Exhibitors enter with this understanding and agreement.
<b>Ride Times:</b>	Unofficial ride times will be posted to <a href="http://www.horseshowoffice.com">www.horseshowoffice.com</a> after 6:00 p.m. prior to the show. It is the responsibility of the rider to inform show management of any time conflicts as soon as possible after receiving the unofficial ride times. Please <b>DO NOT</b> call for ride times. Official ride times will be posted in the show office by NOON the day before the competition starts.
<b>Opportunity Classes:</b>	1.) Open to those new to showing dressage. Horses and riders competing in “opportunity” classes are exempt from USEF and USDF membership requirements, and do not have to pay non-member or HID fees or USEF drug fees. “Opportunity” riders/horses will be allowed to cross-enter into other recognized classes at the show, but must pay all applicable USEF and USDF fees. 2.) Opportunity classes follow all USEF Dressage Division rules and applicable USEF general rules, including dressage and saddlery. 3.) Opportunity classes cannot be used as qualifying classes for the Great American/USDF Regional Championships.
<b>Stabling:</b>  <b>SEPARATE check must be provided by stall deposit to:</b>  <b>NWDA</b>	Stall deposit required for each entry, \$30.00 per entry, to be refunded after management oks the clean stall. \$100.00 from Friday to Sunday per horse for regular stalls, \$135 for premium/large stalls. \$60.00 per day or portion thereof for either regular horse or tack stall. Permanent and temporary stalls with doors, on the show grounds. No initial bedding is provided. You may bring your own shavings or purchase bags through the show office – please do not use straw or pellets for bedding. To order, please indicate the number of bags you wish to receive on your entry form. Shavings may be ordered on entry for \$10 per bag or purchased at the show while supplies last. Stalls range in size from 8’x8’ to 12’x12’, some 10’x16’ available – please select Premium Stabling option for Dairy Barn, Dressage Barn or double size 4H barn stall (12’x12’ and 10’x16’) requests. All horses must be stabled; no jump-outs allowed. <b>Stabling is available after 3:00 pm the day before the show.</b> No late arrivals after 8:00 pm unless show management grants permission for late arrival. Please plan your arrival accordingly. Special requests honored on a <u>first-come, first-serve basis on or after the opening date</u> , based upon receipt of entry. Large horses may receive large stall priority based on management discretion. Stallion owners need to bring suitable equipment to close off the stall if necessary, for safety.
<b>Sharps Containers</b>	Sharps containers will be placed near each stabling area. Per USEF Rule GR1210.4, Competition Management may fine any individuals including trainers, owners, exhibitors, or their agents up to \$100 for improper disposal of needles or other sharp disposable instruments.

<b>Camper/RV/Hook-up</b>	\$35 per night RV with electric, \$20 tent camping no electric Camping will be assigned on a "first come, first serve" based upon receipt of entry.
<b>Weather/Acts of God/Accidents or Emergency Policy:</b>	Management reserves the right to cancel any classes due to hazardous weather, acts of God, accidents or emergencies. Every effort will be made to reschedule with priority given to any Championship or qualifying classes being offered. No refunds for cancellations due to hazardous weather, acts of God, accidents or emergencies. Poor Air quality over 151 is considered an act of God.
<b>Arenas/Footing:</b>	Two standard 20m x 60m competition rings, both with sand footing. The warm-up is sand footing or sand over grass. No lunging in large warm-up rings on show days; lunging only in grass areas or sand footing round pen.
<b>Medical:</b>	Medical personnel will be on the grounds. Ambulance on call.
<b>Farrier: Kevin Lindemood</b>	Will be on call; see the show office.
<b>Veterinarian: Dr. Dan Bloomquist</b>	Will be on call; see the show office.
<b>Equine Surgical and Quarantine Facility:</b>	Stillwater Equine Veterinary Clinic 9550 60 <sup>th</sup> St N, Stillwater, MN 55082 • (651) 770-6167
<b>Food:</b>	Limited food service available on the show grounds during normal show hours.
<b>Warning:</b>	Under the Equine Activity Liability Act, each participant who participates in an equine activity expressly assumes the risks of engaging in and legal responsibility for injury, loss, or damage to person or property resulting from the risk of equine activities.
<b>Other:</b>	Per USEF rule (GR1301.6): Dogs are not permitted to be loose on competition grounds and must be on a leash (not to exceed 6 feet in length) or otherwise contained (in a tack stall/cage etc.). Individuals must not lead dogs on a leash while mounted. Dog owners failing to comply with this rule may be subject to penalty by USEF, as well as issuance of warning cards. Loose animals or animals left in vehicles in distress, etc., can and will be removed from the grounds at the owner's expense.
<b>Freestyle Entries:</b>	Effective December 1, 2019 - DR129.9: Except for USEF/USDF Championship classes and for FEI Pony Riders, FEI Junior, FEI Young Rider and FEI Para-Equestrian Freestyles, in order to enter a freestyle class at any level, a horse/rider combination must have received a minimum score of 63% for Training through Fourth levels and 60% for FEI levels in the highest test of the declared freestyle level or any test of a higher level at a USEF/USDF licensed Dressage Competition, Federation Licensed or FEI recognized Dressage Competition, or open Dressage class (i.e. open to all breeds) at a Federation Licensed Competition held prior to the competition where the horse/rider combination is entered to ride a freestyle class. A photocopy of the test verifying eligibility, or copy of the USDF score verification, must be submitted with the entry for a freestyle class. Please note: A 60% or higher earned by a horse/rider combination at the FEI levels may be applied for a Freestyle ridden at a lower level. See USEF Rule DR129.9. Training Level musical freestyles are ineligible for Regional Championship qualifying.
<b>Submitting your freestyle music</b>	E mail your freestyle MP3 or zip file music to Kathi Marshall, kkmarsshallNWDA@gmail.com when you send in your entry, or No later than 48 hours before the show, include riders name, horses name, freestyle level. Bring a backup of music on a flash drive to the show.
<b>Protective Headgear:</b>	From the time horses are officially admitted to the competition grounds by competition management, anyone mounted on a horse at any time on the competition grounds, including non-competing riders, riders on non-competing horses, and those competing in all classes and tests, including Para-Equestrian tests, must wear protective headgear as defined by this rule and otherwise in compliance with GR801. Any rider violating this rule at any time must immediately be prohibited from further riding until such headgear is properly in place. See USEF Rule DR120.6.
<b>Pony Measurements:</b>	Any person wanting pony measurements must contact the show secretary TWO WEEKS before the show to ensure the presence of a certified measurement stick and arrange for the vet to be on the grounds. There may be a fee of no more than \$100 per pony associated with measurement.
<b>Accommodations:</b>	Lumbermen's Inn (Iron River): 715-372-4515; Brule River Motel (Brule): 715-372-4817; Holiday Inn Express (Superior) 715-392-3444. Top of the Morn Resort Cabins, Iron River 715-372-4546 (See NWDA website for more information.)
<b>Directions:</b>	I-35 North to Highway 2 East (exit 253A). Cross the bay into Superior, WI. Turn left at stoplight. Follow Highway 2 (Belknap St) to Barker's Island. Turn right at the junction of Highways 2 and 53. Follow Highways 2/53 out of Superior. Hwy 53 will split off to the right/South. Take Hwy 2, the LEFT split and

continue to follow Hwy 2 through Wentworth, Poplar, and Brule. Before the Town of Iron River, there is a lake on the right and a sign on the right hand side of the road that says, "Fairgrounds." Turn left and follow to the fairgrounds, approx. ¾ mile.

## Official Class List Summer 2024

Sat.	Sun.	Class	Division	Cost/Q*
101	201	USDF Introductory Level Test A	JR-YR/AA/OPEN	\$30
102	202	USDF Introductory Level Test B	JR-YR/AA/OPEN	\$30
103	203	USDF Introductory Level Test C	JR-YR/AA/OPEN	\$30
104	204	USEF Training Level Test 1	JR-YR/AA/OPEN	\$35
105	205	USEF Training Level Test 2	JR-YR/AA/OPEN	\$35
106	206	USEF Training Level Test 3	JR-YR/AA/OPEN	\$35/\$50*
107	207	USEF First Level Test 1	JR-YR/AA/OPEN	\$40
108	208	USEF First Level Test 2	JR-YR/AA/OPEN	\$40
109	209	USEF First Level Test 3	JR-YR/AA/OPEN	\$40/\$55*
110	210	USEF Second Level Test 1	JR-YR/AA/OPEN	\$40
111	211	USEF Second Level Test 2	JR-YR/AA/OPEN	\$40
112	212	USEF Second Level Test 3	JR-YR/AA/OPEN	\$40/\$55*
113	213	USEF Third Level Test 1	JR-YR/AA/OPEN	\$45
114	214	USEF Third Level Test 2	JR-YR/AA/OPEN	\$45
115	215	USEF Third Level Test 3	JR-YR/AA/OPEN	\$45/\$60*
116	216	USEF Fourth Level Test 1	JR-YR/AA/OPEN	\$45
117	217	USEF Fourth Level Test 2	JR-YR/AA/OPEN	\$45
118	218	USEF Fourth Level Test 3	JR-YR/AA/OPEN	\$45/\$60*
119	219	FEI Prix St. Georges	JR-YR/AA/OPEN	\$45/\$60*
120	220	FEI Intermediate I	JR-YR/AA/OPEN	\$45/\$60*
121	221	FEI Intermediate II	JR-YR/AA/OPEN	\$45/\$60*
122	222	FEI Intermediate A	JR-YR/AA/OPEN	\$45
123	223	FEI Intermediate B	JR-YR/AA/OPEN	\$45
124	224	FEI Grand Prix	JR-YR/AA/OPEN	\$45/\$60*
125	225	FEI Grand Prix Special	JR-YR/AA/OPEN	\$45
126	226	FEI TOC (state test on entry, no freestyles, Q only on applicable tests)	JR-YR/AA/OPEN	\$45/\$60*
127	227	USEF <b>PONY ONLY</b> , TOC, include copy of USEF pony card, No freestyles	JR-YR/AA/OPEN	\$45
128	228	USDF Musical Freestyle TOC (state test on entry, Q only on applicable tests)	JR-YR/AA/OPEN	\$45/\$60*
129	229	FEI Musical Freestyle TOC (state test on entry)	JR-YR/AA/OPEN	\$30
130	230	USEF Dressage Seat Equitation	JR-YR/AA/OPEN	\$45/\$60*
131	231	USEF TOC (state test on entry, no freestyles, Q only on applicable tests)	JR-YR/AA/OPEN	\$45/\$60*

131	231	Quadrille, TOC (state level on entry)	OPEN	\$45
132	232	FEI Para Test of Choice	OPEN	\$45
133	233	Pas de Deux, TOC (state level on entry)	OPEN	\$45
1344	234	USEF Training Level Test 1 Opportunity Class		\$35
1355	2355	USEF Training Level Test 2 Opportunity Class		\$35
1366	2366	USEF First Level Test 1 Opportunity Class		\$40
137	2377	USEF First Level Test 2 Opportunity Class		\$40

EVERY CLASS OFFERED HEREIN WHICH IS COVERED BY THE RULES AND SPECIFICATIONS OF THE CURRENT USEF RULE BOOK WILL BE CONDUCTED AND JUDGED IN ACCORDANCE THEREWITH.

\*Indicates qualifying class for Great American Insurance Group/USDF Regional Championships. Qualifying tests must be the highest test of the level as designated by USDF/USEF. Q only on applicable tests.

### **Point Handicap System**

#### **NWDA Team Competition Calculations:**

Training level % + 0 points


First level % + 1 point

Second level % + 2 points

Third level % + 3 points

Fourth level % + 4 points

FEI levels % + 5 points



# Awards

**Check out USDF website for Awards  
they offer at [usdf.org](http://usdf.org)**





# WE NEED YOU !!

## 2024 New Volunteer Requirement for NWDA Year End Awards

Starting in 2024 there will be a four hour yearly volunteer requirement to be eligible for NWDA Year End Awards. you can volunteer for an NWDA event, at spring cleanup, the banquet, etc to fulfill this requirement, but it will not earn you Show Credits..

**Volunteering at one of our shows during the summer earns you show credits as well as fulfilling your four hour requirement.** You will earn [10.00 hour](#) worth of credits for volunteering at shows. To incentivize volunteering as a scribe the show credit rate for that role is higher at [15.00 hour](#). A great way to make your show dollars spread farther. A family member or friend can complete your annual volunteer requirement. *In case of unforeseen circumstances, and you cannot fulfill the volunteer position you signed up for, you are required to find someone to fill your position or no Year End Award. Please let the volunteer coordinator know, as soon as possible, if you cannot attend, she will try to help.*

Please record your hours on the sheets provided at the shows or email the volunteer coordinator the event and hours you worked so that they can be recorded.

Volunteer credits may be used to pay for your class fees at any of our future NWDA shows or educational events. To redeem them, sign up and pay for your classes when you do your online or mail in registration as you would normally do. Then at the show you may ask for a refund check from NWDA in the show office.

Show credits expire two years after the date on which they were earned.

# North Woods Dressage Association

## Sponsored Year End Awards

The North Woods Dressage Association sponsors several categories of award for riders & horses that are current year members. Almost all riders & horses who participate in NWDA shows are eligible for an award at the end of the year award banquet. Both riders and horses must be NWDA members when the scores were earned to be eligible for any of the following awards. Forms are required for Achievement and Mastery Awards and must be completed and returned by November 30th.

**NEW FOR 2024, PLEASE SEE THE VOLUNTEER REQUIREMENT FOR NWDA YEAR END AWARDS, ON THE PREVIOUS PAGE, SEE PAGE 70 IN THIS OMNIBUS**

### Achievement Awards

If you received a score in any test, in any class, at any show, above 50%, you qualify for an Achievement Award! You and your horse must have been an NWDA member before the test was ridden, and you may only receive one Achievement Award per level, per horse, per year. Any classes hosted by a NWDA show are eligible, however scores can be earned at any open schooling or recognized shows, classes from open breed shows, and dressage tests ridden at an open, recognized, or schooling horse trial or event. These classes include, but are not limited to:

- Traditional Dressage Tests
- Western Dressage Tests (WDAA Tests)
- Dressage Freestyles
- Prix Caprilli
- Pas De Deux

Any test within the level will be an eligible test for an Achievement Award. The awards will be given at the following levels: Bronze Awards for scores from 50% - 54.999%, Silver Awards for scores from 55% - 59.999%, Gold Awards for scores at or above 60%, Premium Awards for scores 65%-69.999%, and Pinnacle Awards for 70% and above.

### Mastery Awards

A Mastery Award is earned by riding mastering a level, either with traditional dressage tests or musical freestyle tests. To earn a Mastery Award, four tests within the same level with scores of 60% or higher are required. **Lapel Pins are awarded for each Level earned, that can be put on your show coat or barn jacket, as well as a Wall Certificate.** All tests must be ridden by the same horse/rider combination and must have been ridden in the last two consecutive riding seasons. Each horse and rider must be NWDA members when the scores are earned. For traditional dressage tests scores must include at least two tests at the highest level. Scores from traditional dressage tests and musical tests will be counted separately and will not be combined.

### Adult Amateur of the Year Awards

This award is sponsored by North Woods Dressage Association. It requires a minimum of four scores from three judges at one level. These scores may be obtained at schooling or recognized shows. Scores are recognized from Training level and above with the average score being 60% or higher. A score scale will be used to calculate the top horse/rider combination in a competition year (membership year) and combination must have been a NWDA member when the scores were earned. North Woods Dressage Association will present the winner with award engraved with the year and name of the winner.

## Jack Pine Circuit Award

This award is to recognize member show performance throughout the year. This award will recognize top Dressage, Hunter/Jumper, and In Hand performances for any show within USDF Region 2 and 4. Overall Dressage Jack Pine Circuit winner will be calculated using a Handicap System.

NWDA Jack Pine Circuit Awards	
Dressage Requirements	
Introductory, Training, First and Second Levels	<ul style="list-style-type: none"> <li>• Minimum of six scores                             <ul style="list-style-type: none"> <li>○ Three scores need to be from NWDA competitions                                     <ul style="list-style-type: none"> <li>▪ Other scores may be from any recognized/schooling show within Region 2 &amp; 4</li> </ul> </li> <li>○ From two different judges</li> <li>○ Including two at the highest test of the level</li> </ul> </li> <li>• Final average of 55.000% or higher to qualify</li> </ul>
Third, Fourth and FEI Levels	<ul style="list-style-type: none"> <li>• Minimum of four scores                             <ul style="list-style-type: none"> <li>○ Two scores need to be from NWDA competitions                                     <ul style="list-style-type: none"> <li>▪ Other scores may be from any recognized/schooling show within Region 2 &amp; 4</li> </ul> </li> <li>○ From two different judges</li> <li>○ Including one at the highest test of the level(Third &amp; Fourth Levels)</li> </ul> </li> <li>• Final Average of 55.000% or higher to qualify</li> </ul>
Eligibility	<ul style="list-style-type: none"> <li>• Horse/Riders must have been an NWDA member at the time scores are earned</li> <li>• Horse/Riders must have competed in at least two different shows, one of which must be an NWDA show</li> <li>• The average score from Championship classes if there is more than one judge will be used in the score calculation.</li> </ul>
How it's Calculated	An average score will be calculated after dropping the two lowest scores earned by each horse/rider combination during the past show season (Show season runs from December 1 <sup>st</sup> -November 30 <sup>th</sup> ). Non-NWDA Intro level recognized show scores and/or all Non-NWDA schooling show scores must be submitted with the award form.
Hunter/Jumper Requirements	
Hunter/Jumper	<ul style="list-style-type: none"> <li>• Minimum of three NWDA Points                             <ul style="list-style-type: none"> <li>▪ Other scores may be from any rated/schooling show within Region 2, 4, and Hunter/Jumper shows</li> </ul> </li> <li>• Can fill out the NWDA/Jack Pine Circuit Awards form with signature of show official or submission of official show results(Hunter/Jumper only)</li> </ul>
Eligibility	<ul style="list-style-type: none"> <li>• Horse/Riders must have been an NWDA member at the time scores are earned</li> <li>• Horse/Riders must have competed in at least two different shows, one of which must be an NWDA show</li> </ul>
In Hand Requirements	
In Hand	<ul style="list-style-type: none"> <li>• Minimum of two scores                             <ul style="list-style-type: none"> <li>○ From one score needing to be from an NWDA competition</li> <li>○ All scores will be used in calculation, no drop scores</li> </ul> </li> <li>• Final average of 55.000% or higher to qualify</li> </ul>
Eligibility	<ul style="list-style-type: none"> <li>• Horse/Rider must have been an NWDA member at the time scores are earned</li> </ul>

### Submissions are due by November 30th.

For Jack Pine Circuit Award questions please contact [nwdagmo@gmail.com](mailto:nwdagmo@gmail.com).  
 For questions on any other award, please contact Jen Hovde at 218-349-9753 or [mackie\\_k\\_shadow@hotmail.com](mailto:mackie_k_shadow@hotmail.com).



# Thoroughbred Incentive Program Awards

**Eligibility:** Only Thoroughbreds that have been registered with The Jockey Club or a foreign Thoroughbred stud book recognized by The Jockey Club are eligible to participate in T.I.P. classes and awards. Riders and owners should obtain a T.I.P. number for all horse/rider combinations. T.I.P. number applications are done online at [www.tjctip.com](http://www.tjctip.com). T.I.P. numbers must be provided to the horse show management with the entry form.

These are the awards approved for each show. Please submit your T.I.P. number to show management before the start of the show.

## Ride a **Thoroughbred?**

Provide T.I.P. Numbers  
with your entries.

For more information and to see  
if your Thoroughbred is eligible,  
visit [tjctip.com](http://tjctip.com).

Show us what your Thoroughbred  
can do at [facebook.com/tjctip](https://facebook.com/tjctip)

Good luck to the  
Thoroughbreds and riders!





# Members



## 2023 Total Membership, 2024 members to date listed after total membership

Last Name	First Name	Email	Address	City	State	Zip	Phone	Postal?
Amundson Anderson-Hoff Artang Ball	Jessica	<a href="mailto:jessica@jmaquestrian.com">jessica@jmaquestrian.com</a>	PO Box 1663	Superior Duluth	WI	54880	218-390-0080	
	Kjerstin	<a href="mailto:kjerstin.anderson@gmail.com">kjerstin.anderson@gmail.com</a>	1504 E. Skyline Parkway 3431	Duluth	MN	55805	630-340-1634	
	Natascha	<a href="mailto:nat1001nat@hotmail.com">nat1001nat@hotmail.com</a>	Strand Rd	Duluth	MN	55804	712-301-8301	
	McKenzie	<a href="mailto:mckenzieball080@gmail.com">mckenzieball080@gmail.com</a>	4224 Dodge Street	Duluth	MN	55804	218-428-4104	
Barthen	Jenny	<a href="mailto:dutchwarmbloodus@yahoo.com">dutchwarmbloodus@yahoo.com</a>	4103 S Partridge Ln	South Range	WI	54874	218-340-4701	
Bellehumeur	Maggie	<a href="mailto:julie.bellehumeur@gmail.com">julie.bellehumeur@gmail.com</a>	1415 Brainard Ave.	Duluth	MN	55811	218-390-0196	
Bischoff	Rebecca	<a href="mailto:rebecca.bischoff@sundogpress.com">rebecca.bischoff@sundogpress.com</a>	2301 W 3rd Street	Duluth	MN	55806	218-591-5374	
Bjorklund	Alysa	<a href="mailto:alysabjorklund@yahoo.com">alysabjorklund@yahoo.com</a>	1960 Hartley Rd	Duluth	MN	55803	218-269-6031	
Bohlman	Becca	<a href="mailto:boulder creekstables@gmail.com">boulder creekstables@gmail.com</a>	4801 Munger Shaw Rd	Saginaw	MN	55779	218-391-2864	Yes
Bohlman	Emmeline	<a href="mailto:ramundsen23@hotmail.com">ramundsen23@hotmail.com</a>	4801 Munger Shaw Rd	Saginaw	MN	55779	218-499-5360	Yes
Bohlman	Genevieve	<a href="mailto:boulder creekstables@gmail.com">boulder creekstables@gmail.com</a>	4801 Munger Shaw Rd	Saginaw	MN	55779	218-391-2864	Yes
Brandis	Kayla	<a href="mailto:kbrandis@outlook.com">kbrandis@outlook.com</a>	69150 Lupa Road	Ashland	WI	54806	715-209-3682	Yes
Browne	Bonnie	<a href="mailto:prancingpony@frontier.com">prancingpony@frontier.com</a>	12109 County Rd 20	Goodland	MN	55742	218-492-4410	Yes
Caine	Liv	<a href="mailto:ncaink@yahoo.com">ncaink@yahoo.com</a>	1190 E. Shilhon Rd	Knife River	MN	55609	218-340-6653	
Calvin	Kiara	<a href="mailto:Breannetesser@yahoo.com">Breannetesser@yahoo.com</a>	15 E 11th Street 1417 Jay	Duluth	MN	55803	218-269-9936	
Cloose	Kelby	<a href="mailto:kmcequetrianllc@gmail.com">kmcequetrianllc@gmail.com</a>	West Rd PO Box 261	Carlton	MN	55718	218-721-8963	Yes
Closson	Dee	<a href="mailto:penache01@gmail.com">penache01@gmail.com</a>	6420 Red Cedar Dr	Hovland	MN	55606	406-599-7752	
Colletti	Colleen	<a href="mailto:colleen.colletti@gmail.com">colleen.colletti@gmail.com</a>	19721 Birchmont Beach R	Chaska	MN	55318	845-271-9847	
Daly	Carol	<a href="mailto:cdaly@paulbunyan.net">cdaly@paulbunyan.net</a>		Bemidji	MN	56601	218-556-5531	
Damyanovich	Jennifer	<a href="mailto:jenn_mehl@hotmail.com">jenn_mehl@hotmail.com</a>	4094 Saari Rd	Hibbing	MN	55746	218-969-0866	
Damyanovich	Tayla	<a href="mailto:jenn_mehl@hotmail.com">jenn_mehl@hotmail.com</a>	4094 Saari Rd	Hibbing	MN	55746	218-969-0866	
Davies-Pagels	Julie	<a href="mailto:jdaviespagels@gmail.com">jdaviespagels@gmail.com</a>	5430 Four Corners Store Rd.	Mason	WI	54856	715-209-7155	
Davis	Brittany	<a href="mailto:britt_horses13@hotmail.com">britt_horses13@hotmail.com</a>	67210 Spider Lake Rd	Iron River	WI	54847	715-413-0407	
DeJong	Carolyn	<a href="mailto:allhorserelatedstuff@outlook.com">allhorserelatedstuff@outlook.com</a>	PO Box 636					
Dougherty	Sara	<a href="mailto:kissapilot8@gmail.com">kissapilot8@gmail.com</a>	3838 E 3rd Street	Iron River	WI	54847	218-269-9533	
Engbrecht	Emma	<a href="mailto:jeffengbrecht@hotmail.com">jeffengbrecht@hotmail.com</a>	9050 Hingeley Rd	Duluth	MN	55804	218-260-5071	
Erickson	Keri	<a href="mailto:ralera87@gmail.com">ralera87@gmail.com</a>		Meadowlands	MN	55765	218-348-3763	Yes
Faccio	Kathy	<a href="mailto:dressagerider27@gmail.com">dressagerider27@gmail.com</a>	6156 E. Tri Lakes Rd	South Range	WI	54874	989-450-2154	Yes
Fink	Anna	<a href="mailto:annanchar@gmail.com">annanchar@gmail.com</a>	7224 Elmo Ct	Lino Lakes	MN	55038	651-895-7436	
Fish	Svea	<a href="mailto:theresakfish@gmail.com">theresakfish@gmail.com</a>						
Fredrickson	Tina	<a href="mailto:tina.fredrickson72@gmail.com">tina.fredrickson72@gmail.com</a>	5287 Farmers Rd	Makinen	MN	55763	218-404-6285	
Forsythe	Pamela	<a href="mailto:pforsythe1962@gmail.com">pforsythe1962@gmail.com</a>	7045 Three Lakes Rd	Canyon	MN	55717	218-391-0590	
Foschi	Jessica	<a href="mailto:dressage_knight@hotmail.com">dressage_knight@hotmail.com</a>	4908 Vass Road	Mt. Iron	MN	55768	218-994-1294	
Gagne	Susan	<a href="mailto:sgagne96@hotmail.com">sgagne96@hotmail.com</a>	1027 Redbud Street	Duluth	MN	55811	218-310-6230	Yes
Gantz	Meghan	<a href="mailto:meghagantz@gmail.com">meghagantz@gmail.com</a>	1607 E. 8th Street	Duluth	MN	55812	218.428.7930	
Gerber	Gretchen	<a href="mailto:ggerber@ncis.net">ggerber@ncis.net</a>	70245 Range Road	Ashland	WI	54806	715-682-8220	
Gotham	Loy	<a href="mailto:loy.gotham@stifel.com">loy.gotham@stifel.com</a>	PO Box 502	Virginia	MN	55792	218-780-4417	
Greaney-Stanger	Annika	<a href="mailto:annikagreaney@gmail.com">annikagreaney@gmail.com</a>	1334 6th St NW	West Fargo Bemidji	ND	58078	218-790-8464	
Hallanger	Josey	<a href="mailto:josey.ames@yahoo.com">josey.ames@yahoo.com</a>	4985 Brinkman Dr NE 3067	Sturgeon Lake	MN	56601	701-306-6544	
Helfman	Sonja	<a href="mailto:marshahelfman2002@mac.com">marshahelfman2002@mac.com</a>	Farmtomarket Rd 3286 S. Loon	Aurora	MN	55783	218-485-1158	
Hofsommer	Jenevieve	<a href="mailto:okiedonner@yahoo.com">okiedonner@yahoo.com</a>	Lake Rd 3286 S. Loon Lake Rd	Aurora	MN	55705	218-780-3817	
Hofsommer	Nora	<a href="mailto:okiedonner@yahoo.com">okiedonner@yahoo.com</a>	PO Box 325	Esko	MN	55705	218-780-3817	
Hovde	Jennifer	<a href="mailto:mackie_k_shadow@hotmail.com">mackie_k_shadow@hotmail.com</a>			MN	55733	218-349-9753	
Hurd	Danielle	<a href="mailto:daniellejhurd@gmail.com">daniellejhurd@gmail.com</a>	2403 Prospect Ave	Cloquet	MN	55720	218-343-9558	
Hunter	Kellie	<a href="mailto:dewil964@hotmail.com">dewil964@hotmail.com</a>	8644 Borg Road	Iron	MN	55751	218-213-8917	Yes
Ide	Darlene	<a href="mailto:Dide4149@gmail.com">Dide4149@gmail.com</a>	4149 Solway Rd	Duluth	MN	55810	218-310-2098	Yes
Johnson	Cora	<a href="mailto:cora.noelle2009@gmail.com">cora.noelle2009@gmail.com</a>	1503 Douglas Road				218-460-8596	
Johnson	Elenore	<a href="mailto:ejdouglas97@gmail.com">ejdouglas97@gmail.com</a>	17 Lois Lane	Carlton	MN	55718	218-390-1542	Yes
Johnson	Jocelyn	<a href="mailto:kellymichelle0719@gmail.com">kellymichelle0719@gmail.com</a>	6449 Church Road	Esko	WI	55733	630-621-8900	
Johnson	Krissy	<a href="mailto:krissy@krissymarie.com">krissy@krissymarie.com</a>		Duluth	MN	55803		
Johnson-Engle	Syra	<a href="mailto:mavsgirl30@yahoo.com">mavsgirl30@yahoo.com</a>	5120 West Road	Moose Lake	MN	55767	763-568-8982	Yes
Just	Abigail	<a href="mailto:Kristi.just@yahoo.com">Kristi.just@yahoo.com</a>	4910 Wildrose Trail	Hermantown	MN	55811	218-355-0526	Yes
Kennedy	Ella	<a href="mailto:cheezhead_21@yahoo.com">cheezhead_21@yahoo.com</a>	79195 County Highway A	Iron River	WI	54847	410-858-3692	
Kolar	Teresa	<a href="mailto:teresacoxkolar@hotmail.com">teresacoxkolar@hotmail.com</a>	6723 Abbott Road	Duluth	MN	55803	218-590-8484	Yes

Please note, we are listing the total membership from last year, as well as membership as of February 2024 in the following pages

# 2023 Total Membership Continued

Last Name	First Name	Email	Address	City	State	Zip	Phone	Postal?
Kuczka	Beth	<a href="mailto:Beth.kuczka@gmail.com">Beth.kuczka@gmail.com</a>	5170 Lavaque Junction Rd	Hermantown	MN	55811	218-464-2516	
Kusch-Marshall	Kathi	<a href="mailto:kkmarshallNWDA@gmail.com">kkmarshallNWDA@gmail.com</a>	5941 Sunny Lane	Duluth	MN	55802	218-348-8519	
Kussard	Samantha	<a href="mailto:skussard@gmail.com">skussard@gmail.com</a>	2679 W Portage Ave	Mercer	WI	54547	715-776-0272	
La Fleur	Debbie	<a href="mailto:deblafleur@gmail.com">deblafleur@gmail.com</a>	315 Carrol St	Duluth	MN	55804	218-269-0519	Yes
Lammi	Rebecca	<a href="mailto:rlammi6@hotmail.com">rlammi6@hotmail.com</a>	319 S. 1st St., E.	Aurora	MN	55705	218-730-7626	
Lang	Jeannette	<a href="mailto:jlange@cheqnet.net">jlange@cheqnet.net</a>	5640 Lake Ahmeek Road	Iron River	WI	54847	218-390-2147	Yes
Lehto	Emily	<a href="mailto:emilylehto75@gmail.com">emilylehto75@gmail.com</a>	67000 County Highway H	Iron River	WI	54847	218-341-2233	
Lewis	Dale	<a href="mailto:dslewisht@gmail.com">dslewisht@gmail.com</a>	2081 E. Pioneer	Duluth	MN	55804	218-343-1450	
Lindsay	Billie Jean	<a href="mailto:Billiejean.happytails@gmail.com">Billiejean.happytails@gmail.com</a>	3991 Dillon Road	Hibbing	MN	55746	218-969-1842	
Luoma	Nadine	<a href="mailto:rluoma99@gmail.com">rluoma99@gmail.com</a>	6540 Locust Road	Duluth	MN	55803	218-348-5728	
Malmstrom	Taelor	<a href="mailto:taemm2003@gmail.com">taemm2003@gmail.com</a>	3771 Johnson Rd	Hermantown	MN	55811	218-409-4649	
Marshall	Hunter	<a href="mailto:hunter.marshall101@gmail.com">hunter.marshall101@gmail.com</a>	732 N 24th Ave W	Duluth	MN	55806	218-464-3517	
Marshall	Mychala	<a href="mailto:mychalamarshall1@gmail.com">mychalamarshall1@gmail.com</a>	5941 Sunny Lane	Duluth	MN	55802	218-348-8519	
Martinson	Nancy	<a href="mailto:nancyandollie@gmail.com">nancyandollie@gmail.com</a>	786 Manomin Ave	St. Paul	MN	55107	612-306-3136	
Martinson	Samantha	<a href="mailto:sschanhaar@gmail.com">sschanhaar@gmail.com</a>	301 10th St N	Sartell	MN	56377	612-600-5976	
Massier	Dawn	<a href="mailto:maplehillfeedfarm@yahoo.com">maplehillfeedfarm@yahoo.com</a>	2444 S. County Road O	Maple	WI	54854	218-590-8936	
Matson	Megan	<a href="mailto:meganmatson@yahoo.com">meganmatson@yahoo.com</a>	104 Selmsner Ave	Cloquet	MN	55720	612-802-1002	
Mattson	Marie	<a href="mailto:mmattson@cheqnet.net">mmattson@cheqnet.net</a>	1860 Pudas Road	Brule	WI	54820	715-372-8347	
McKinney	Stacey	<a href="mailto:stacey@mckinneyrealty.net">stacey@mckinneyrealty.net</a>	PO Box 97	Cable	WI	54821	715-580-0126	
Mead	Jenna	<a href="mailto:meadjen2008@gmail.com">meadjen2008@gmail.com</a>		Duluth	MN	55802		
Mecklin	Isabelle	<a href="mailto:curling2baker@hotmail.com">curling2baker@hotmail.com</a>	1680 Eagles Wing Tr.	Two Harbors	MN	55616	218-590-5004	
Molter	Laura	<a href="mailto:molter2@cheqnet.net">molter2@cheqnet.net</a>	3151 S Carvala Rd	Maple	WI	54854	218-390-8088	
Morris	Abigail	<a href="mailto:smorris2424@msn.com">smorris2424@msn.com</a>	112 W. Wabasha St.	Duluth	MN	55803	218-590-0204	
Morris	Ashley	<a href="mailto:smorris2424@msn.com">smorris2424@msn.com</a>	112 W. Wabasha St.	Duluth	MN	55803	218-590-0204	
Mulcahy	Krista	<a href="mailto:kristakdm@gmail.com">kristakdm@gmail.com</a>	4024 Gilliat Street	Duluth	MN	55804	218-349-5408	
Nelson	Leah	<a href="mailto:leahnelson1618@gmail.com">leahnelson1618@gmail.com</a>	2820 Jean Duluth Rd	Duluth	MN	55802	218-940-2138	
Nelson-Mayson	Lin	<a href="mailto:inelsonm@gmail.com">inelsonm@gmail.com</a>	2141 Perry Ave., N.	Golden Valley	MN	55422	763-257-2852	
Otto	AnnMarie	<a href="mailto:Annmarie.mctc@gmail.com">Annmarie.mctc@gmail.com</a>	11965 Wild Turkey Rd	Welch	MN	55089	507-202-0066	
Pajunen	Brigid	<a href="mailto:brigid.pajunen@gmail.com">brigid.pajunen@gmail.com</a>	1611 S. Lake Ave	Duluth	MN	55802	218-391-6454	
Phillips	Deanna	<a href="mailto:deannakp2000@gmail.com">deannakp2000@gmail.com</a>	PO Box 175	Sturgeon Lake	MN	55783	563-419-9080	
Raad	Sheryl	<a href="mailto:raad@rangenet.com">raad@rangenet.com</a>	3363 Haller Road	Eveleth	MN	55734	218-780-8924	
Rauner	Ainsley	<a href="mailto:upnorthbug@hotmail.com">upnorthbug@hotmail.com</a>	26 Timberline Dr	Esko	MN	55733	218-393-4723	
Salden Kurtz	Heather	<a href="mailto:slv_h_s@yahoo.com">slv_h_s@yahoo.com</a>	225 Pioneer Trail	Chanhassen	MN	55317	612-360-0848	
Sampson	Holly	<a href="mailto:hcsampson@hotmail.com">hcsampson@hotmail.com</a>	2081 E. Pioneer	Duluth	MN	55804	218-343-1450	
Sargent	Kate	<a href="mailto:dawson0284@gmail.com">dawson0284@gmail.com</a>	10 Belknap Shores	Superior	WI	54880	218-393-6125	
Schoendorf	Claudia	<a href="mailto:paintpony@centurytel.net">paintpony@centurytel.net</a>	4250 White Pine Trail	Superior	WI	54880	715-292-4264	
Schunk	Gabrielle	<a href="mailto:jschunk5@yahoo.com">jschunk5@yahoo.com</a>	PO Box 564	Bibwabik	MN	55708	218-750-3347	
Schunk	Jeanna	<a href="mailto:jschunk5@yahoo.com">jschunk5@yahoo.com</a>	PO Box 564	Bibwabik	MN	55708	218-750-3347	
Scott	Linda	<a href="mailto:neera2414@gmail.com">neera2414@gmail.com</a>	6636 Heritage Trail	Gilbert	MN	55741	218-780-3821	
Simmons	Sheryl	<a href="mailto:srsimmons1@aol.com">srsimmons1@aol.com</a>	3864 Ugstad Rd	Duluth	MN	55810	218-348-8813	Yes
Skinner	Audry (Mie)	<a href="mailto:momma.mie@gmail.com">momma.mie@gmail.com</a>	316 Harbor Point Circle	Duluth	MN	55802	218-343-8736	
Sletten Smedberg	Amy Linda	<a href="mailto:amysletten@gmail.com">amysletten@gmail.com</a>	712 8th Ave E	Shakopee Superior	MN	55379	952-465-2375	
Spies	Rachel	<a href="mailto:jlriverrats@gmail.com">jlriverrats@gmail.com</a>	2776 S. Riverview Dr. 4836	Hermantown	WI	54880	715-394-2187	Yes
		<a href="mailto:lilspezz10@yahoo.com">lilspezz10@yahoo.com</a>	Sundance Loop, Unit		MN	55811	651-491-1706	
Stallard	Paige	<a href="mailto:paigeclark1134@gmail.com">paigeclark1134@gmail.com</a>	1119 2nd Ave N	Grand Forks	ND	58203	612-210-5612	
Stasney	Kirsten	<a href="mailto:schristenstasney@gmail.com">schristenstasney@gmail.com</a>	307 West Ideal Street	Duluth	MN	55811	218-464-7690	
Steenekamp	Christina	<a href="mailto:csteenekamp80@gmail.com">csteenekamp80@gmail.com</a>	208 East 8th Street	Superior	WI	54880	218-310-6107	
Tafelski	Alexandra	<a href="mailto:veritasridgefarm@gmail.com">veritasridgefarm@gmail.com</a>	1730 Hegberg Rd	Duluth	MN	55804	218-355-1295	
Tafelski	David	<a href="mailto:veritasridgefarm@gmail.com">veritasridgefarm@gmail.com</a>	1730 Hegberg Rd	Duluth	MN	55804	218-355-1295	
Thelen	Jennifer	<a href="mailto:jennifer.thelen1999@gmail.com">jennifer.thelen1999@gmail.com</a>	9365 Jennifer Ct	Chisago City	MN	55013	612-418-5174	
Tollers	Chandler	<a href="mailto:chandler_tollers@yahoo.com">chandler_tollers@yahoo.com</a>	5432 Glenwood Street	Duluth	MN	55804	218-269-0519	
Vesel	Laurie	<a href="mailto:firefly05v@gmail.com">firefly05v@gmail.com</a>	613 South Inner Drive	Hibbing	MN	55746	218-929-7219	
Vuorenmaa	Alexandra	<a href="mailto:credencefarms@yahoo.com">credencefarms@yahoo.com</a>	3478 E. Station Rd	Superior	WI	54880	715-969-8956	
Wade	Carley	<a href="mailto:wadecarley82@gmail.com">wadecarley82@gmail.com</a>	4038 Stebner Road	Hermantown	MN	55811	218-390-5036	
Last Name	First Name	Email	Address	City	State	Zip	Phone	Postal?
Waldorf	Annika	<a href="mailto:raad@rangenet.com">raad@rangenet.com</a>	3363 Haller Road	Eveleth	MN	55734	218-780-8924	Yes
Watt	Abigail	<a href="mailto:awatt1@yahoo.com">awatt1@yahoo.com</a>	1114 38th Ave. E	Superior	WI	54880	218-343-5475	
Weiberg	Anna	<a href="mailto:akweibs@gmail.com">akweibs@gmail.com</a>	5000 Lakeshore Drive	Makinen	MN	55763	218-780-2768	
Werner	Amy	<a href="mailto:soupgirl6@icloud.com">soupgirl6@icloud.com</a>	3031 Dairyland Road	Menomonie	WI	54715	218-348-8071	
Wiebusch	Nicole	<a href="mailto:lovingmygoldens@yahoo.com">lovingmygoldens@yahoo.com</a>	3722 Highway 99	Aurora	MN	55705	218-750-2328	
Wiebusch	Levi	<a href="mailto:lovingmygoldens@yahoo.com">lovingmygoldens@yahoo.com</a>	3722 Highway 99	Aurora	MN	55705	218-750-2328	
Wiebusch	Lexi	<a href="mailto:lovingmygoldens@yahoo.com">lovingmygoldens@yahoo.com</a>	3722 Highway 99	Aurora	MN	55705	218-750-2328	
Williams	Julie	<a href="mailto:jawilliams2@centurytel.net">jawilliams2@centurytel.net</a>	817 29th Ave. E.	Superior	WI	54880	715-718-1319	Yes
Wilson	Elizabeth	<a href="mailto:rrstable2@gmail.com">rrstable2@gmail.com</a>	6002 Wargin Rd	Duluth	MN	55810	218-340-9705	
Witte-Robinson	Kendra	<a href="mailto:achtungkendra@yahoo.com">achtungkendra@yahoo.com</a>	24 N 64th Ave W	Duluth	MN	55807	218-355-0144	
Wrzaidlo	Courtney	<a href="mailto:cjwrzaidlo@hotmail.com">cjwrzaidlo@hotmail.com</a>	1401 99th Ave. W	Duluth	MN	55808	715-817-2241	
Zimmer	Alia	<a href="mailto:lzimmer1514@yahoo.com">lzimmer1514@yahoo.com</a>	355 Erickson Road	Duluth	MN	55810	218-428-6356	Yes
Zuzek	Kristin	<a href="mailto:kristin.zuzek@gmail.com">kristin.zuzek@gmail.com</a>	1680 23rd Street	Rice Lake	WI	54868	715-205-4749	






## NWDA Horse Members to 2/12/2024

Horse	Rider	Breed	YOB	Color	Sex	Height
Adonis SLA	Donna Rahkola	Arabian	2012	Grey	Gelding	14.3
All the Juice	Annika Greaney-Stang	TB	2015	Bay	Mare	16
Candy	Haylee Brandis	POA	1998	White	Mare	14.3
Casper	Isabelle Mecklin	Appendix QH	2016	Blue Roan/Gre	Gelding	15.2
Caspian	Marie Mattson	Andalusion	2003	White	Gelding	16
Diablo	Linda Scott	Oldenberg	2008	Bay	Gelding	16.1
Egoli	Annika Greaney-Stang	TB	2016	Dark Bay	Mare	15.2
Fancy Pants	Rebecca Bischoff	Paint	2016	Bay	Gelding	14.2
Frosticcino	Julie Davies-Pagels	Quarter Horse	2014	Bay Roan	Gelding	14.3
Gotta Be A Rumors	Sherry Raad	Appendix QH	1997	Bay	Gelding	15.3
Gryffin	Marie Mattson			Bay	Gelding	14
Jed	Abigail Morris	QH Cross	2008	Dun	Gelding	15.1
Maleabask Norsk	Ashley Morris	Arabian	2013	Chestnut	Mare	15.1
Neapolitano Kirilia	Julie Davies-Pagels	Lippizzan	2015	Grey	Gelding	15.2
Oreo	Jen Hovde	POA	13.1	Black/White	Mare	13.1
Polly What I Want	Carolyn DeJong	TB	2007	Brown	Mare	16.1
Remington	Linda Scott	Oldenberg	2016	Black	Gelding	16.3
Renovatio	Karol Carlson	Friesian Sport	2009	Bay	Gelding	17
RJC Paulowood	Lisa Vuorenmaa	Quarter Horse	2008	Dun	Gelding	15.1
Ruddi Tuddi	Jen Hovde	TB	2007	Dark Bay	Gelding	16.1
Sammie	Claudia Schoendorf	Dutch	2003	Bay	Mare	15.2
SF Smoke & Mirrors	Jenny Barthen	Westfalen	2018	Buckskin	Gelding	14.2
Sir Newton	Rochelle Whisky	Friesian/Arabian	2003	Grey	Gelding	15.1
Sir Skeeter	Samantha Kussard	Appendix QH	2007	Buckskin	Gelding	16
Skippers Tuff Thistle	Liv Caine	Paint	2011	Gray	Mare	15.2
Starside Elessar	Leah Nelson	Friesian Cross	2009	Black	Mare	15.1
Take Charge Dude	Jenevieve Hoffsommer	TB	2015	Dark Bay	Gelding	16.1
TF All Ali Oops	Ella Kennedy	Arabian	2006	Bay	Mare	15.2
Tizso Majestic	Annika Greaney-Stang	TB	2013	Chestnut	Mare	15.3
Tsskadarow Taboo	Donna Rahkola	Pint Arab Cross	2004	Pinto	Gelding	15
Winning Dream	Nadine Luoma	TB	2018	Bay	Gelding	16.2
Winter Hill Snowday	Jen Hovde	Welsh	2007	Bay	Gelding	13.3





# Forms



## **Forms in this section include:**

NWDA Awards Application Form

NWDA Year End Award Nominations for School Horse Hall of Fame, Good Sportsmanship Award, Club Recognition Award

Volunteer of the Year Award

Best First Person Experience Article and Best General Interest Article

NWDA Scholarship Application

Region 4 Scholarship Application

NWDA Membership Form

NWDA Horse Registration Form

USDF Request for Change of Region for USDF Regional Championship

Omnibus Advertising Form

Vaccination Record for Equine Influenza & Equine Herpes for all NWDA shows

Recognized Show Entry Form, (only 1 form here, make copies)

NWDA Schooling Show Entry Form ( only 1form here, make copies)

**Forms are also on the NWDA Website**



# NWDA 2024 AWARDS APPLICATION FORM

*Applications are due November 30*

Riders and horses must be NWDA members when the scores were earned to be eligible for any of the following awards. Please use one horse/rider combination per form.

Test copies must only be submitted with this Awards Application if they fit the following criteria:

- **Introductory Level scores from Non NWDA Recognized show**
- **Any score from Non NWDA Schooling shows**

Rider Name \_\_\_\_\_ Phone \_\_\_\_\_

Horse \_\_\_\_\_ Rider Email \_\_\_\_\_

### Achievement Award

(Any test NWDA supports - You may apply for only **one** achievement award per level)

Show \_\_\_\_\_ Date \_\_\_\_\_

Test \_\_\_\_\_ Judge \_\_\_\_\_ Score \_\_\_\_\_

### Mastery Award

(You need four tests for Traditional or four tests for Freestyle Mastery - scores of 60% or above, at your level, from two different judges. Traditional needs two tests of the highest level.)

Test \_\_\_\_\_ Score \_\_\_\_\_ Judge \_\_\_\_\_ Date \_\_\_\_\_

Test \_\_\_\_\_ Score \_\_\_\_\_ Judge \_\_\_\_\_ Date \_\_\_\_\_

Test \_\_\_\_\_ Score \_\_\_\_\_ Judge \_\_\_\_\_ Date \_\_\_\_\_

Test \_\_\_\_\_ Score \_\_\_\_\_ Judge \_\_\_\_\_ Date \_\_\_\_\_

### Adult Amateur Award

(AA needs a minimum of 4 scores from training level tests or higher, from 3 different judges, average score 60% or higher)

Test \_\_\_\_\_ Score \_\_\_\_\_ Judge \_\_\_\_\_ Date \_\_\_\_\_

Test \_\_\_\_\_ Score \_\_\_\_\_ Judge \_\_\_\_\_ Date \_\_\_\_\_

Test \_\_\_\_\_ Score \_\_\_\_\_ Judge \_\_\_\_\_ Date \_\_\_\_\_

Test \_\_\_\_\_ Score \_\_\_\_\_ Judge \_\_\_\_\_ Date \_\_\_\_\_

Please check below if you received any of the following medals

Bronze \_\_\_\_\_ Silver \_\_\_\_\_ Gold \_\_\_\_\_

Please return this form to: Jen Hovde, P.O. Box 325, Esko, MN 55733  
218-349-9753, mackie\_k\_shadow@hotmail.com

***Plan to attend the NWDA Awards Banquet in April !***





# North Woods Dressage Association Year End Award Nomination Form

NWDA sponsors year end awards for our members that recognize and honor individuals by being presented with their award at the NWDA year end annual banquet. The person/horse can be any NWDA member/horse and must be nominated by other members. If there is more than one nomination put forward then the winner of the award will be voted on by the North Woods Dressage Awards Committee. Complete the Year End Nomination Form by writing a short paragraph explaining why this person/horse should receive the award, sign and return by November 30<sup>th</sup>. If you need more space, please feel free to attach a second page.

**School Horse Hall of Fame** – If you know of a horse that has been a great school horse in teaching many people how to ride, please take a moment to nominate them by writing a short paragraph explaining why this horse should be inducted into the NWDA School Horse Hall of Fame at this year’s banquet.

I, \_\_\_\_\_, wish to nominate: \_\_\_\_\_

My reason for the nomination is: \_\_\_\_\_

---

---

**Good Sportsmanship Award** – If you know someone who has shown exceptional good sportsmanship during this past show season, please take a moment to nominate them by writing a short paragraph explaining why this person should be honored with this award at this year’s banquet.

I, \_\_\_\_\_, wish to nominate: \_\_\_\_\_

My reason for the nomination is: \_\_\_\_\_

---

---

**Club Recognition Award** – This award is to recognize and thank those members who continually go above and beyond any expectations in which makes our members experiences better. These are people who come through for us and make things happen by contributing their time, energy, and experience with grace and understanding. Please take a moment to nominate them by writing a short paragraph explaining why this person should be honored with this award at this year’s banquet.

I, \_\_\_\_\_, wish to nominate: \_\_\_\_\_

My reason for the nomination is: \_\_\_\_\_

---

---

**Volunteer of the Year Award** – Volunteers are the backbone of the sport and in recognition of this award NWDA would like to recognize and honor a volunteer who has made a significant time, effort, and contribution to the sport of dressage over the past year. Please take a moment to nominate them by writing a short paragraph explaining why this person should be honored with this award at this year’s banquet. With permission, the NWDA, President, NWDA Awards Committee, and nominator of the winner will work together to submit the winning nomination to USDF for the USDF Regional GMO Volunteer of the Year Award. \*

I, \_\_\_\_\_, wish to nominate: \_\_\_\_\_

My reason for the nomination is: \_\_\_\_\_

\_\_\_\_\_

\_\_\_\_\_

**Best First Person Experience Article and Best General Interest Article** – To recognize the time and effort spent on quality article for the NWDA Accent, NWDA will recognize a writer for the Best First Person Experience Article and the Best General Interest Article published in the NWDA Accent in the previous calendar year. With permission, the NWDA President, NWDA Awards Committee, and nominator or the winner will work together to nominate the winners to USDF for the Best First Person Experience Article for GMOs and Best General Interest Article for GMOs awards.

I, \_\_\_\_\_, wish to nominate: \_\_\_\_\_

My reason for the nomination is: \_\_\_\_\_

\_\_\_\_\_

\_\_\_\_\_

Signed: \_\_\_\_\_ Date: \_\_\_\_\_

Nominations Close November 30<sup>th</sup>. Nominations can be submitted electronically or by mail to:

NWDA Awards Committee  
Kathi Kusch Marshall, Jen Hovde  
5941 Sunny Lane, Duluth, MN

[Mychala2@aol.com](mailto:Mychala2@aol.com)  
[mackie k shadow@hotmail.com](mailto:mackie_k_shadow@hotmail.com)

## North Woods Dressage Association Educational Scholarship Application

- Scholarships are available to NWDA members, in good standing, after one year of membership.
- Scholarships are for educational expenses such as clinic fees, seminar fees, and special lessons, not for trailering, accommodations, food, gas, or lessons with your regular instructor.
- Scholarships are available in amounts up to \$150. Total amount committed by NWDA to scholarships is \$1000 annually, dependent on funds availability.
- Applications should be submitted to the Scholarship Chair 30 days in advance of the event. \*Members are eligible for scholarships every two years.
- Payment is made in the form of reimbursement after applicant has either submitted an article for the ACCENT or has completed three hours of volunteer service at a NWDA event.
- The ACCENT article must be received within 60 days of the clinic or event, and the volunteer hours must be completed within 6 months of the event.
- No more than two participants will be granted NWDA scholarships per clinic or event.

Member Name:	Email:
Telephone:	Address:
Name of Event:	Date and Location:
Total Cost:	Amount Requested:
Have you received a scholarship in the past? If so, please list date and amount.	
How long have you been an NWDA Member?	
Riding Division	<input type="checkbox"/> JR/YR <input type="checkbox"/> Open <input type="checkbox"/> Adult Amateur
What's your history of participating in NWDA Activities?	

What will you do for NWDA in exchange for the scholarship? (Please check one)

- I agree to submit a written article for the Accent, of 300 words or less, to be received by the Scholarship Committee Chairperson within 60 days of the event. I understand I will receive the funds after receipt.
- OR I will volunteer three hours at an NWDA Event.  
Indicate which event:  
I understand I will receive the funds after completion of volunteer activity or article received. The volunteer activity can be performed before attending the clinic or event but must be completed within 6 months. You cannot receive show credits and scholarship credits for the same activity.

**Signed:**

**Date:**

**Return to:** Christina Steenekamp 208 E. 8th St, Superior, WI 54880 [nwdagmo@gmail.com](mailto:nwdagmo@gmail.com)



**Scholarship Guidelines:** for Adult Amateur Riders /Open Rider/ JR/YR Riders

- Scholarships are intended to cover **educational expenses** such as attending a clinic or seminar and are not to be used for trailering, accommodations, food, gas, or regular lessons.
- Scholarships are available for up to **\$350.00 per person**. Reimbursement of funds will be provided no later than 60 days after submission of the recipient's expenses and receipts.
- The Region Four Scholarship Committee will select one (1) applicant to be awarded the Region Four Adult Scholarship each year. If sufficient applications are received for any given year, the Scholarship Committee may elect to award two (2) scholarships, one to an adult amateur recipient and one to a professional.
- The Scholarship Committee will review all applications and notify the winner(s) by phone or email no later than November 30, 2022.
- The event for which scholarship funds are to be used must occur within one year from the time that the scholarship is awarded.

**Requirements:**

- Applicants must be a USDF participating member in good standing. Eligible applicants include both adult amateurs and professionals over the age of 21.
- Individuals are eligible for scholarships once every two years.
- Applicants must complete and submit verification of **eight (8) volunteer service hours** from within the dressage community over the last two years, including the signature of the event organizer or other verification if not applicable. Activities may include volunteering at competitions, education events, for an equestrian non-profit organization, local GMO, etc.

Your completed application must be mailed or emailed to the Scholarship Committee by **October 31, 2024**

***Please answer each of the following questions, and complete this form in its entirety. Incomplete applications will not be considered. Be certain to print clearly so your application may be judged fairly.***

Name: \_\_\_\_\_ Date of Birth: \_\_\_\_\_

Address: \_\_\_\_\_

City/State/ZIP: \_\_\_\_\_

Phone: \_\_\_\_\_ USDF Member No: \_\_\_\_\_

Email: \_\_\_\_\_

Check one:  Adult Amateur  Professional

**On a separate piece of paper, please provide answers for the following questions:**

1. How long have you been a member of USDF?
2. How long have you been riding dressage?
3. Are you a member of a USDF Group Member Organization? If yes, which one(s)?
4. Provide a summary of your dressage experience for the past couple of years. List names of horses ridden, level(s) ridden, awards received, and educational events attended.
5. What are your goals for the next 12 months?
6. What are your long term goals as a rider?
7. Describe any volunteer work you are involved in with the dressage community.
8. Tell us about the educational event you'd like to participate in. If applicable include the name of the instructor or event, date, and location. Describe how this experience will impact your riding.
9. In 500 words or less, please explain what this scholarship would mean to you and how it would benefit your dressage education.

**Please attach verification of completed volunteer services hours with application.**

Applicant Signature: \_\_\_\_\_ Date: \_\_\_\_\_

**Send your completed application VIA EMAIL to:**

**Jessica Foschi**  
**(218) 994-1294**

dressage\_knight@hotmail.com

*\*If you would prefer to mail your application, contact  
Jessica at the contact information above for mailing details.*

**Questions?** Contact Jessica at (218) 994-1294 or dressage\_knight@hotmail.com





## NWDA Membership Form

### Membership Dues (December 1-November 30):

- \$45 (\$55 if renewing after December 1<sup>st</sup>) Annual Individual Membership: Includes quarterly NWDA Newsletter, annual omnibus, 1 USDF associate membership, monthly USDF Connection magazine, reduced fee to participate in NWDA sponsored activities and 1 active vote in NWDA. Each registered NWDA member may be eligible for NWDA year end awards. The horse must also be a registered NWDA member.
- \$20 for the first Family Member, \$15 for each additional family member: Includes reduced fee to participate in NWDA sponsored activities and a GMO membership through USDF.

### 1. Individual (Primary) Membership Information:

NAME:		Birthdate:	
Street Address:		Competition Status:	Junior Adult Amateur Open (circle one)
City/State/Zip:		Renewal:	YES NO (circle One)
Phone:		USDF #:	
Email:		<b>NEWSLETTER Delivery</b>	<input type="checkbox"/> Email <input type="checkbox"/> Postal Mail **please select one-if no
Farm Name:			selection is made, newsletters will default to email**

### 2. Additional Family Members:

NAME:		Birthdate:	
USDF #:		Competition Status:	Junior Adult Amateur Open

NAME:		Birthdate:	
USDF #:		Competition Status:	Junior Adult Amateur Open

NAME:		Birthdate:	
USDF #:		Competition Status:	Junior Adult Amateur Open

### 3. Payment:

Individual Membership \_\_\_\_\_ @45(\$55 after 12/01) \_\_\_\_\_

Additional Family Members \_\_\_\_\_ @\$20/first supporting member \_\_\_\_\_

Additional Family Members \_\_\_\_\_ @\$15/additional supporting members \_\_\_\_\_

Annual Horse Registration \_\_\_\_\_ @\$5 each (include horse form!) \_\_\_\_\_

Lifetime Horse Registration \_\_\_\_\_ @\$45 (include horse form!) \_\_\_\_\_

\*\*Please make checks payable to NWDA

**Total Due:** \_\_\_\_\_

**RETURN FORM TO: Dee Closson, PO Box 261, Hovland, MN 55606**

**QUESTIONS? Contact Dee Closson at penache01@gmail.com OR nwdagmo@gmail.com**

**Become a member by March 30th to receive the NWDA Omnibus (complete with show info and updated dressage tests.) No omnibus will be given out after April 30th.**



## NWDA Horse Registration Form

### Registration Options (December 1st -November 30th):

- \$5 Annual Registration-**per horse**: Each registered horse may be eligible for NWDA year end awards. The rider must also be a registered NWDA member.
- \$45 Lifetime Registration-**per horse**: Each horse may register by paying a one-time fee to be eligible for all NWDA awards over the lifetime of the horse. The rider must also be a registered NWDA member.

### Horse Registration Information:

<b>1. HORSE:</b>		<b>RIDER:</b>	
Breed:			
Color:		Sire:	
Sex:		Dam:	
Height:		Owner:	
Birthdate:			

<b>2. HORSE:</b>		<b>RIDER:</b>	
Breed:			
Color:		Sire:	
Sex:		Dam:	
Height:		Owner:	
Birthdate:			

<b>3. HORSE:</b>		<b>RIDER:</b>	
Breed:			
Color:		Sire:	
Sex:		Dam:	
Height:		Owner:	
Birthdate:			

### 3. Payment (can combine with Membership payment):

Annual Horse Registration \_\_\_\_\_ @\$5 each

Lifetime Horse Registration \_\_\_\_\_ @\$45

\_\_\_\_\_

=====

\*\*Please make checks payable to NWDA

**Total Due:** \_\_\_\_\_

**RETURN FORM TO: Dee Closson, PO Box 261 Hovland, MN 55606**

**QUESTIONS? Contact Dee Closson at penache01@gmail.com or at nwdagmo@gmail.com**





# UNITED STATES DRESSAGE FEDERATION™

## Request for Annual Change of Region for Great American/USDF Regional Dressage Championships

USDF will presume qualified horse/rider combinations will compete in the region in which the **rider** resides as determined by the address associated with the rider's membership information on file as of July 1. Riders are NOT required to be a resident of the region to compete in that region's championship. Riders, who wish to compete at a Regional Championship in a region other than their region of residence, must submit a Change of Region Form and \$25 processing fee if received by July 1.

In addition, all persons living outside of the United States, who intend to compete in a Regional Championship, must submit this form and applicable fee to USDF to declare a region.

Change of Region Forms will be accepted and processed after the July 1 deadline only if accompanied by the applicable late fees. Change of Region forms submitted between July 2 and August 1 must include a late fee of \$100. Change of Region forms submitted from August 2 to the closing date of the championship region the rider is declaring for, must include a late fee of \$300.

**No changes to region may be made after the closing date of the region in which a rider wishes to enter, for any reason.**

**Name of Rider:** \_\_\_\_\_

**Address:** \_\_\_\_\_

**City:** \_\_\_\_\_ **State:** \_\_\_\_\_ **Zip:** \_\_\_\_\_

**Email address:** \_\_\_\_\_ **Rider's USDF number:** \_\_\_\_\_

**I wish to compete in the Great American/USDF Regional Dressage Championship in the  
Region \_\_\_\_\_ Championships**

**Rider Signature:** \_\_\_\_\_ **Date:** \_\_\_\_\_

(To view the Regional Championships Rules please visit our website at: [Regional Championships Rules](#))

(To view the Regional Championship qualifying competitions please visit our website at: [Regional Championship Qualifying Competitions](#) and select what region you are competing in.)

**PAYMENT OPTIONS**  **Check or Money Order** (US funds made payable to USDF)  **Visa**  **MasterCard**

Up to July 1, with a processing fee of \$25

July 2 up to August 1, with a late fee of \$100

From August 2, up to the closing date of the championship region the rider is declaring for, with a late fee of \$300

**\*Please DO NOT email payment information. Payment submitted via email will not be accepted**

**Card Number** \_\_\_\_\_ **Expiration Date** \_\_\_\_\_

**Billing Address** \_\_\_\_\_ **City, State, Zip** \_\_\_\_\_

**Name of Cardholder** \_\_\_\_\_ **Signature of Cardholder** \_\_\_\_\_

**Fax to:** (859) 971-7722

**Submit Online:** [Online Change of Region Request](#)

You may also send this form regular mail to the address below. You will receive notification via email confirming receipt of this form. Regions will only be changed after July 1. If you do not show up on the Qualified Horse and Rider List for the region you have requested above after July 1 and once you have earned your qualifying scores, please contact USDF at [regchamps@usdf.org](mailto:regchamps@usdf.org).

# North Woods Dressage Association (NWDA) Omnibus Advertising Form

The NWDA Omnibus is a yearly publication that reaches horse enthusiasts across MN, WI, MI and Canada. The Omnibus includes show information, awards information, upcoming events, membership rosters, and business ads. NWDA members refer to the Omnibus all year long. Please support our organization by advertising with us. Thank you!

**Business Name:** \_\_\_\_\_

**Contact Person:** \_\_\_\_\_


**Address:** \_\_\_\_\_  
\_\_\_\_\_

**Phone Number:** \_\_\_\_\_


**Email:** \_\_\_\_\_

**Ad Size**

- Business Card 30.00
- 1/4 Page \$30.00
- 1/2 Page \$45.00
- 2/3 Page \$65.00
- Full Page \$80.00
- Event Full Page \$80.00



Full Page 7.5"w X 10"h



1/2 Page 7.5"w X 5"h  
1/4 Page 3.75"w X 5"h  
Business Card 3.5"w X 2"h

**NOTE:** All ads must be 300 resolution. Accepted formats: .pdf, .jpg, & hard copy.

Please send ads by 12/01 to  
**Claudi Schoendorf at [paintpony@centurytel.net](mailto:paintpony@centurytel.net)**

Please send payment by 12/01 to  
**Jen Hovde, P.O. Box 325, Esko, MN 55733**

Questions? Please contact Claudia Schoendorf at [paintpony@centurytel.net](mailto:paintpony@centurytel.net) or 715-292-4264



# VACCINATION RECORD: EQUINE INFLUENZA AND EQUINE HERPES

UNITED STATES EQUESTRIAN FEDERATION

Owner Name: \_\_\_\_\_

Horse Name: \_\_\_\_\_

This form may be used to for documenting Equine Influenza and Equine Herpes Virus (Rhinopneumonitis) vaccinations as defined in USEF GR845.

Date (Day/Month/Year)	Place and Country	Vaccine			Name, Signature, and/or Stamp of Veterinarian
		Name	Batch	Route Mode	

© 2015 by United States Equestrian Federation® All rights reserved. Reproduction without permission is strictly prohibited.



2024

Official Use Only  
BRIDLE #

COMPETITION NAME \_\_\_\_\_ COMPETITION DATES \_\_\_\_\_

NAME OF HORSE		PREVIOUS NAME (IF ANY)			USEF#	USDF#	FOR SALE
BREED	SEX	HEIGHT	COLOR	COGGINS DATE (ENCLOSED COPY)	SIRE	DAM	
DAM'S SIRE		COUNTRY OF BIRTH	YEAR OF BIRTH	BREEDER	FEI/PASSPORT #	GROOM	

**RIDER/HANDLER**

USEF# \_\_\_\_\_ USDF# \_\_\_\_\_ FEI/LOCAL# \_\_\_\_\_

CITY/ST/ZIP \_\_\_\_\_

CELL PHONE \_\_\_\_\_

EMAIL ADDRESS \_\_\_\_\_ JR/YOUNG RIDER BIRTHDAY \_\_\_\_\_

**USEF SHOW PASS FEE MUST BE OBTAINED AT USEF WEBSITE NOT AT SHOW**

**COST IS \$45.** RIDER STATUS (CIRCLE ONE) AA JR/YR Open

**OWNER**

USEF# \_\_\_\_\_ USDF# \_\_\_\_\_ LOCAL# \_\_\_\_\_

ADDRESS \_\_\_\_\_

CITY/ST/ZIP \_\_\_\_\_

CELL PHONE \_\_\_\_\_

EMAIL ADDRESS \_\_\_\_\_

OWNER CITIZENSHIP (IF NOT USA) \_\_\_\_\_

**TRAINER**

USEF# \_\_\_\_\_ USDF# \_\_\_\_\_ LOCAL# \_\_\_\_\_

ADDRESS \_\_\_\_\_

CITY/ST/ZIP \_\_\_\_\_

CELL PHONE \_\_\_\_\_

EMAIL ADDRESS \_\_\_\_\_

**COACH**

USEF# \_\_\_\_\_ USDF# \_\_\_\_\_ LOCAL# \_\_\_\_\_

ADDRESS \_\_\_\_\_

CITY/ST/ZIP \_\_\_\_\_

Please Fill Out Both Sides of This Form. Reverse side MUST be SIGNED.

CLASS No.	DIVISION	CLASS DESCRIPTION	QUAL Y/N	FEES

SUBTOTAL CLASS FEES AND QUALIFYING FEES	
USEF Show Pass FEES <small>get on USEF WEBSITE ONLY</small>	
USDF NON MEMBER FEE \$35 PER NON-MEMBER	
OFFICE FEE AND/OR BRIDLE # FEE	
USEF HORSE FEES \$8 USEF FEE + \$15 DRUG FEE = \$23.00	
CDI HORSE FEES \$8 USEF FEE + \$ 25 DRUG FEE = \$33.00	
IHP DISCIPLINE FEE (\$35 IF REQUIRED)	
STABLING FEES _____ STALL @ \$ _____ /STALL	
TACK STALLS _____ STALL @ \$ _____ /STALL	
BEDDING _____ BALES @ \$ _____ /BALE	
NON COMPETING HORSE FEE	
SPONSORSHIP	
GROUNDS FEE OR OTHER FEES _____	
OTHER _____	
LATE/CHANGE/BANK CHARGES FOR CC	
<b>TOTAL FEES</b>	

**Stabling Information & Special Requests:** Please list only ONE name (either individual or barn) for entire group (so we can get everyone together)

Group/Self	Tue	Wed	Thu	Fri	Sat	Sun	Mon
Stalls							
Tack Stalls							

Stable Group: \_\_\_\_\_ Contact: \_\_\_\_\_



# FEDERATION ENTRY AGREEMENT

By entering a Federation-licensed Competition and signing this entry blank as the Owner, Lessee, Trainer, Manager, Agent, Coach, Driver, Rider, Handler, Vaulteur or Longeur and on behalf of myself and my principals, representatives, employees and agents, I agree that I am subject to the Bylaws and Rules of The United States Equestrian Federation, Inc. (the "Federation") and the local rules of \_\_\_\_\_(Competition). I agree to be bound by the Bylaws and Rules of the Federation and of the competition. I will accept as final the decision of the Hearing Committee on any question arising under the Rules, and agree to release and hold harmless the competition, the Federation, their officials, directors and employees for any action taken under the Rules. I represent that I am eligible to enter and/or participate under the Rules, and every horse I am entering is eligible as entered. I also agree that as a condition of and in consideration of acceptance of entry, the Federation and/or the Competition may use or assign photographs, videos, audios, cable - casts, broadcasts, internet, film, new media or other likenesses of me and my horse taken during the course of the competition for the promotion, coverage or benefit of the competition, sport, or the Federation. Those likenesses shall not be used to advertise a product and they may not be used in such a way as to jeopardize amateur status. I hereby expressly and irrevocably waive and release any rights in connection with such use, including any claim to compensation, invasion of privacy, right of publicity, or to misappropriation. The construction and application of Federation rules are governed by the laws of the State of New York, and any action instituted against the Federation must be filed in New York State. See GR908.4.

**BY SIGNING BELOW, I AGREE** to be bound by all applicable Federation Rules and all terms and provisions of this entry blank and all terms and provisions of this Prize List. If I am signing and submitting this Agreement electronically, I acknowledge that my electronic signature shall have the same validity, force and effect as if I affixed my signature by my own hand.

**RIDER/DRIVER/HANDLER/VAULTER/LONGEUR** (mandatory)

Signature: \_\_\_\_\_

Print Name: \_\_\_\_\_

**TRAINER** (mandatory)

Signature: \_\_\_\_\_

Print Name: \_\_\_\_\_

**OWNER/AGENT** (mandatory)

Signature: \_\_\_\_\_

Print Name: \_\_\_\_\_

**COACH** (if applicable)

Signature: \_\_\_\_\_

Print Name: \_\_\_\_\_

Parent/Guardian Signature: (Required if Rider/Driver/Handler/Vaulteur/Longeur is a minor) \_\_\_\_\_

Print Parent//Guardian Name: \_\_\_\_\_ Emergency Contact Phone No. \_\_\_\_\_

Is Rider/Driver/Vaulteur a U.S. Citizen:  Yes  No



# WAIVER AND RELEASE OF LIABILITY, ASSUMPTION OF RISK AND INDEMNITY AGREEMENT

For and in consideration of United States Equestrian Federation, Inc. dba US Equestrian (“USEF”) allowing me, the undersigned, to participate in any capacity (including as a rider, driver, handler, vaulter, longeur, lessee, owner, agent, coach, official, trainer or volunteer) in a USEF sanctioned, licensed or approved event or activity, including but not limited to equestrian clinics, practices, shows, competitions and related or incidental activities and \_\_\_\_\_ (“USEF Event” or “USEF Events”); I, for myself, and on behalf of my spouse, children, heirs and next of kin, and any legal and personal representatives, executors, administrators, successors,, and assigns, hereby agree to and make the following contractual representations pursuant to this Agreement (the “Agreement”):

A. RULES AND REGULATIONS: I hereby agree to be bound and abide by the rules, regulations, and policies of USEF as published in the USEF Rule Book and on the website at www.usef.org, as amended from time to time.

B. ACKNOWLEDGMENT OF RISK: I knowingly, willingly, and voluntarily acknowledge the inherent risks associated with the sport of equestrian and know that horseback riding and related equestrian activities are inherently dangerous, and that participation in any USEF Event involves risks and dangers including, without limitation, the potential for serious bodily injury (including broken bones, head or neck injuries), sickness and disease (including communicable diseases), trauma, pain & suffering, permanent disability, paralysis and death; loss of or damage to personal property (including my mount & equipment) arising out of the unpredictable behavior of horses; exposure to extreme conditions and circumstances; accidents involving other participants, event staff, volunteers or spectators; contact or collision with other participants and horses, natural or manmade objects; adverse weather conditions; facilities issues and premises conditions; failure of protective equipment (including helmets); inadequate safety measures; participants of varying skill levels; situations beyond the immediate control of the USEF Event organizers and competition management; and other undefined, not readily foreseeable and presently unknown risks and dangers (“Risks”).

### EQUINE ACTIVITY LIABILITY ACT WARNING:

CAUTION: HORSEBACK RIDING AND EQUINE ACTIVITIES CAN BE DANGEROUS. RIDE AT YOUR OWN RISK.

**Under the laws of most States, an equine activity sponsor or equine professional is not liable for any injury to, or the death of, a participant in equine activities resulting from the inherent risks of equine activities.**

C. ASSUMPTION OF RISK: I understand that the aforementioned Risks may be caused in whole or in part or result directly or indirectly from the negligence of my own actions or inactions, the actions or inactions of others participating in the USEF Events, or the negligent acts or omissions of the Released Parties defined below, and I hereby voluntarily and knowingly assume all such Risks and responsibility for any damages, liabilities, losses, or expenses that I incur as a result of my participation in any USEF Events. I also agree to be responsible for any injury or damage caused by me, my horse, my employees or contractors under my direction and control at any USEF Event.

D. WAIVER AND RELEASE OF LIABILITY, HOLD HARMLESS AND INDEMNITY: In conjunction with my participation in any USEF Event, I hereby release, waive and covenant not to sue, and further agree to indemnify, defend and hold harmless the following parties: USEF, USEF Recognized Affiliate Associations, the United States Olympic & Paralympic Committee (USOPC), USEF clubs, members, Event participants (including athletes/riders, coaches, trainers, judges/officials, and other personnel), the Event owner, licensee, and competition managers; the promoters, sponsors, or advertisers of any USEF Event; any charity or other beneficiary which may benefit from the USEF Event; the owners, managers, or lessors of any facilities or premises where a USEF Event may be held; and all directors, officers, employees, agents, contractors, and volunteers of any of the aforementioned parties (**Individually and Collectively, the “Released Parties” or “Event Organizers”**), with respect to any liability, claim(s), demand(s), cause(s) of action, damage(s), loss, or expense (including court costs and reasonable attorney fees) of any kind or nature (“Liability”) which may arise out of, result from, or relate in any way to my participation in the USEF Events, including claims for Liability caused in whole or in part by the negligent acts or omissions of the Released Parties.

E. COMPLETE AGREEMENT AND SEVERABILITY CLAUSE: This Agreement represents the complete understanding between the parties regarding these issues and no oral representations, statements or inducements have been made apart from this Agreement. If any provision of this Agreement is held to be unlawful, void, or for any reason unenforceable, then that provision shall be deemed severable from this Agreement and shall not affect the validity and enforceability of any remaining provisions.

**I HAVE CAREFULLY READ THIS DOCUMENT IN ITS ENTIRETY, UNDERSTAND ALL OF ITS TERMS AND CONDITIONS, AND KNOW IT CONTAINS AN ASSUMPTION OF RISK, RELEASE AND WAIVER FROM LIABILITY, AS WELL AS A HOLD HARMLESS AND INDEMNIFICATION OBLIGATIONS.**

By signing below, I (as the participant or as the Parent/Legal Guardian of the minor identified below) hereby accept and agree to the terms and conditions of this Agreement in connection with my (or the minor’s) participation in any USEF Event. If, despite this Agreement, I, or anyone on my behalf or the minor’s behalf, makes a claim for Liability against any of the Released Parties, I will indemnify, defend and hold harmless each of the Released Parties from any such Liabilities as the result of such claim.

**The parties agree that this agreement may be electronically signed. The parties agree that the electronic signatures appearing on this agreement are the same as handwritten signatures for the purposes of validity, enforceability, and admissibility.**

RIDER/DRIVER/HANDLER/VAULTER/LONGEUR  OWNER  TRAINER  OFFICIAL  STAFF  VOLUNTEER  COACH (IF APPLICABLE)

Signature: \_\_\_\_\_ Date: \_\_\_\_\_

Print Name: \_\_\_\_\_

Parent/Guardian Signature: (Required if Rider/Driver/Handler/Vaulter/Longeur is a minor) \_\_\_\_\_ Date: \_\_\_\_\_

Print Parent//Guardian Name: \_\_\_\_\_ Emergency Contact Phone No. \_\_\_\_\_

6.17.20







# NWDA Schooling Show Entry Form

Name of Horse		Breed	Sex	Height	Color	For Sale
Sire	Dam	Country of Birth		Year of Birth	Breeder	Coggin's Date
Class Number	Class Description/Test	Day (Sat/Sun)	Division (Open, Jr/YR, AA)		Fees	

<p><b>OWNER NAME</b> _____</p> <p>Address _____</p> <p>City/State/Zip _____</p> <p>Phone _____</p> <p>Email Address _____</p> <p><b>RIDER NAME</b> _____</p> <p>Address _____</p> <p>City/State/Zip _____</p> <p>Phone _____</p> <p>Email Address _____</p> <p><b>TRAINER NAME</b> _____</p> <p>Address _____</p> <p>City/State/Zip _____</p> <p>Phone _____</p> <p>Email Address _____</p>	<p>1. Class Fees _____</p> <p>2. Stabling Fees _____</p> <p>    Number of Stalls      x _____</p> <p>    Number of Tack Stalls   x Stable _____</p> <p>    Group _____</p> <p>3. Office Fee _____</p> <p>4. Bedding _____</p> <p>    Number of Bags      x \$9 _____</p> <p>5. Camping Fees _____</p> <p>    Electrical Hook-Up      x _____</p> <p>    Tent Sites            x _____</p> <p>6. Late Fee <i>(If Applicable)</i> _____</p> <p>    NWDA Non-Member Fee <i>(If Applicable)</i> _____</p> <p style="text-align: right;"><b>TOTAL</b> _____</p> <p>Stall Deposit ____ x 30 <i>(separate check)</i> _____</p>
---------------------------------------------------------------------------------------------------------------------------------------------------------------------------------------------------------------------------------------------------------------------------------------------------------------------------------------------------------------------------------------------	-------------------------------------------------------------------------------------------------------------------------------------------------------------------------------------------------------------------------------------------------------------------------------------------------------------------------------------------------------------------------------------------------------------------------------------------------------------------------------------------------------------------------------------------------------------------------------------------------------------------------

I hereby agree to release, indemnify and hold harmless the Bayfield Country Fairgrounds, the North Woods Dressage Association, its officers, directors, agents, employees and volunteers from and against any and all loss, liability and damage arising from or because of or in connection with participation in this competition or related activities. I also hereby agree to release, indemnify and hold harmless the competition management, competition committee and members, officers, directors, agents and volunteers from and against any and all loss, liability or damage arising from or because of or in connection with participation in this competition or related activities. I am fully aware and acknowledge that horse sports and the competition involve inherent dangerous risks of accident, loss, and serious bodily injury including broken bones, head injuries, trauma, pain, suffering or death ("Harm".) I agree to expressly assume all risks of Harm to me or my horse or caused by me or my horse, even if the Harm resulted directly or indirectly from the negligence of the competition management or any employees, agents or volunteers.

Rider/Handler Signature	Owner Signature	Trainer Signature	Parent/Guardian Signature
Print Name	Print Name	Print Name	Print Name



for Competition years 2023-2026

# Dressage Tests



2023 Dressage Tests can also be downloaded for free at Intro - Fourth Level, at [usdf.org](http://usdf.org), forms, documents section and will be used in Competition from 2023 to 2026

Excellent Test diagrams can be downloaded for free at [maydesign.com](http://maydesign.com)

Prix St George - Grand Prix, at [fei.org](http://fei.org) forms & documents section

Western Dressage Tests, 2022 for years 2022 to 2026 at [westerndressageassociation.org](http://westerndressageassociation.org)

Prix Caprilli, all 3 tests at [bluegoosestable.com](http://bluegoosestable.com)

Leadline test on NWDA website at [northwoodsdressage.weebly.com](http://northwoodsdressage.weebly.com)





**WDAA 2022 WESTERN DRESSAGE INTRODUCTORY LEVEL TEST 1**  
 WESTERN DRESSAGE ASSOCIATION® OF AMERICA

**PURPOSE**  
 Tests provide an introduction to the discipline of Western Dressage; the horse performs only at the walk and jog. The rider should demonstrate correct basic position, use of basic aids, and understanding of the figures. The horse should show relaxation; harmony between horse and rider is important. The horse accepts the aids and influence of the rider. The jog should be a natural gait within the horse's scope and should demonstrate a swinging back.

**NEW REQUIREMENTS**  
 20 meter half circle at the working jog;  
 Halt 4 seconds.

**ENTRY NO:** \_\_\_\_\_  
**ARENA SIZE:**  
 Small (40m x 20m) or Large (60m x 20m)  
**AVERAGE RIDE TIME:**  
 4:00 (Small) or 5:00 (Large)  
**MAXIMUM PTS:** 220

All jog work may be ridden sitting or rising.

\*COEFFICIENT

		TEST	DIRECTIVES	POINTS	*	TOTAL	REMARKS
1	A	Enter working jog, proceed down center line without halting	Straightness; regularity and quality of the jog; balance and bend in the turn.				
	C	Track left working jog					
2	E - B	Half circle left 20 meters, working jog	Balance and inside bend on the half circle; straightness; regularity and quality of the jog.				
	B	Proceed straight ahead, working jog					
3	Between M & C	Develop working walk	Willing, smooth transition; balance and bend in the corners; regularity and quality of the walk.				
4	H - B	Change rein, free walk	Horse willing to freely stretch the neck forward and down; relaxation; swing through the back; ground cover; straightness; willing, smooth transition; regularity and quality of the walks.		2		
	B	Working walk					
5	F	Halt 4 seconds Proceed working walk	Balance in transition to square, straight halt; immobility; willing, smooth transitions; regularity and quality of the walk; balance and bend in the corner.		2		
6	Between A & K	Develop working jog	Willing, smooth transition; straightness; regularity and quality of the jog.				
7	E - B	Half circle right 20 meters, working jog	Balance and inside bend on the half circle; straightness; regularity and quality of the jog.				
	B	Proceed straight ahead, working jog					
8	Between F & A	Develop working walk	Willing, smooth transition; balance and bend in the corners; regularity and quality of the walk.				
9	K - B	Change rein, free walk	Horse willing to freely stretch the neck forward and down; relaxation; swing through the back; ground cover; straightness; willing, smooth transition; regularity and quality of the walks.		2		
	B	Working walk					
10	M	Halt 4 seconds Proceed working walk	Balance in transition to square, straight halt; immobility; willing, smooth transitions; regularity and quality of the walk; balance and bend in the corner.		2		
11	Between C - H	Develop working jog	Willing, smooth transition; balance and bend in the corners; straightness; regularity and quality of the jog.				
	H - X - F	Change rein, working jog					
12	A	Down centerline	Balance and bend in the turn; straightness; regularity and quality of the jog; willing, smooth transition; regularity and quality of the walk; balance in downward transition to square, straight halt; immobility.				
	X	Working walk					
	G	Halt, salute					

Leave arena at A in a walk with looped or long reins.



**WDAA 2022 WESTERN DRESSAGE INTRODUCTORY LEVEL TEST 2**  
 WESTERN DRESSAGE ASSOCIATION® OF AMERICA

**PURPOSE**  
 Tests provide an introduction to the discipline of Western Dressage; the horse performs only at the walk and jog. The rider should demonstrate correct basic position, use of basic aids, and understanding of the figures. The horse should show relaxation; harmony between horse and rider is important. The horse accepts the aids and influence of the rider. The jog should be a natural gait within the horse's scope and should demonstrate a swinging back.

**NEW REQUIREMENTS**  
 20 meter circle at the working jog

**ENTRY NO:** \_\_\_\_\_  
**ARENA SIZE:**  
 Small (40m x 20m) or Large (60m x 20m)  
**AVERAGE RIDE TIME:**  
 4:00 (Small) or 5:00 (Large)  
**MAXIMUM PTS:** 180

All jog work may be ridden sitting or rising.

\*COEFFICIENT

		TEST	DIRECTIVES	POINTS	*	TOTAL	REMARKS
1	A X	Enter working walk Halt, salute Proceed working walk	Straightness; regularity and quality of the walk; straight, balanced, immobile halt with smooth transitions.				
2	Between X & G C	Develop working jog Track right, working jog	Willing, smooth transition; balance and bend in the corner; regularity and quality of the jog; straightness.				
3	B	Circle right 20 meters, working jog	Balance and bend; size and shape of circle with inside bend; regularity and quality of the jog; straightness.		2		
4	F A	Working walk Halt 4 seconds, proceed working walk	Straightness; balance in transition to square, straight halt; immobility; willing, smooth transitions; regularity and quality of the walk; balance and bend in the corner.				
5	K – X – M M	Change rein, free walk Working walk	Horse willing to freely stretch the neck forward and down; relaxation; swing through the back; ground cover; straightness: willing, smooth transition; balance and bend in corner; regularity and quality of the walks.		2		
6	C	Halt 4 seconds, proceed working walk	Straightness; balance in transition to square, straight halt; immobility; willing, smooth transitions; regularity and quality of the walk.				
7	Between C & H	Develop working jog	Willing, smooth transition; balance and bend in the corner; straightness; regularity and quality of the jog.				
8	E	Circle left 20 meters, working jog	Balance and bend; size and shape of circle with inside bend; regularity and quality of the jog; straightness.		2		
9	A X G	Down centerline Working walk Halt, salute	Balance and bend in the turn; straightness; regularity and quality of the jog; willing, smooth transition; regularity and quality of the walk; balance in downward transition to square, straight halt; immobility.				

Leave arena at A in a walk with looped or long reins.



**WDAA 2022 WESTERN DRESSAGE INTRODUCTORY LEVEL TEST 3**  
 WESTERN DRESSAGE ASSOCIATION® OF AMERICA

**PURPOSE**  
 Tests provide an introduction to the discipline of Western Dressage; the horse performs only at the walk and jog. The rider should demonstrate correct basic position, use of basic aids, and understanding of the figures. The horse should show relaxation; harmony between horse and rider is important. The horse accepts the aids and influence of the rider. The jog should be a natural gait within the horse's scope and should demonstrate a swinging back.

**NEW REQUIREMENTS**  
 Change rein at working jog  
 Free walk on 20 meter half circle

**ENTRY NO:** \_\_\_\_\_  
**ARENA SIZE:**  
 Small (40m x 20m) or Large (60m x 20m)  
**AVERAGE RIDE TIME:**  
 4:00 (Small) or 5:00 (Large)  
**MAXIMUM PTS:** 200

All jog work may be ridden sitting or rising.

\*COEFFICIENT

		TEST	DIRECTIVES	POINTS	*	TOTAL	REMARKS
1	A X	Enter working jog Halt through working walk, salute Develop working jog through the walk Proceed working jog	Straightness; regularity and quality of the jog and walk; straight, balanced, immobile halt with smooth transitions.				
2	C H - X - F	Track left, working jog Change rein, working jog	Balance and bend in the turn and corners; straightness on the diagonal; regularity and quality of the jog.				
3	A	Circle right 20 meters, working jog	Size and shape of circle with inside bend; regularity and quality of the jog; straightness; balance and bend in the corner.				
4	K - X - M	Change rein, working jog	Straightness on diagonal; regularity and quality of the jog; balance and bend in corner.		2		
5	C	Circle left 20 meters, working jog	Size and shape of circle with inside bend; regularity and quality of the jog; straightness; balance and bend in the corner.				
6	Between C & H	Develop working walk	Willing, smooth transition; balance and bend in the corner; regularity and quality of the walk.				
7	E - B B	Half circle left 20m, free walk Working walk	Horse willing to freely stretch the neck forward and down; relaxation; swing through the back; ground cover; straightness; willing, smooth transition; regularity and quality of the walks.		2		
8	M	Halt 4 seconds, proceed working walk	Balance in transition to square, straight halt; immobility; willing, smooth transitions; regularity and quality of the walk; balance and bend in the corner.		2		
9	Between C & H	Develop working jog	Willing, smooth transition; balance and bend in the corner; straightness; regularity and quality of the jog.				
10	E - F	Change rein, working jog	Straightness on diagonal; balance and bend in the corner, regularity and quality of the jog.				
11	A X	Down centerline Halt through the walk, salute	Balance and bend in the turn; straightness; regularity and quality of the jog and walk; balance in downward transition to square, straight halt, immobility.				

Leave arena at A in a walk with looped or long reins.



**WDA A 2022 WESTERN DRESSAGE INTRODUCTORY LEVEL TEST 4**  
 WESTERN DRESSAGE ASSOCIATION® OF AMERICA

PURPOSE
Tests provide an introduction to the discipline of Western Dressage; the horse performs only at the walk and jog. The rider should demonstrate correct basic position, use of basic aids, and understanding of the figures. The horse should show relaxation; harmony between horse and rider is important. The horse accepts the aids and influence of the rider. The jog should be a natural gait within the horse's scope and should demonstrate a swinging back.

NEW REQUIREMENTS
One loop 5 meters off the track

ENTRY NO:	
<b>ARENA SIZE:</b> Small (40m x 20m) or Large (60m x 20m)	
<b>AVERAGE RIDE TIME:</b> 4:00 (Small) or 5:00 (Large)	
MAXIMUM PTS:	200

All jog work may be ridden sitting or rising.

\*COEFFICIENT

		TEST	DIRECTIVES	POINTS	*	TOTAL	REMARKS
1	A X	Enter working jog Halt through working walk, salute Develop working jog through the walk Proceed working jog	Straightness; regularity and quality of the jog and walk; straight, balanced, immobile halt with smooth transitions.				
2	C M - F	Track right, working jog One loop 5 meters off the track	Balance and bend in the turn and corners; balance and correct changes of bend on loop; regularity and quality of the jog.				
3	A	Circle right 20 meters, working jog	Size and shape of circle with inside bend; regularity and quality of the jog; straightness; balance and bend in the corner.				
4	E B	Turn right, working jog Turn right, working jog	Balance and bend in the turns; straightness; regularity and quality of the jog.		2		
5	F - A - K	Continue on the track, working jog	Balance and bend in the corners; regularity and quality of the jog.				
6	K	Working walk	Willing, smooth transition; straightness; regularity and quality of the walk.				
7	E - M M	Free walk Working walk	Horse willing to freely stretch the neck forward and down; relaxation; swing through the back; ground cover; straightness; willing, smooth transition; regularity and quality of the walks; balance and bend in the corner.		2		
8	Between C & H H - K	Develop working jog One loop 5 meters off the track	Willing, smooth transition; balance and correct changes of bend on loop; regularity and quality of the jog; balance and bend in the corners.				
9	A	Circle left 20 meters, working jog	Size and shape of circle with inside bend; regularity and quality of the jog; straightness; balance and bend in the corners.				
10	B E	Turn left Turn left	Balance and bend in the turns; straightness; balance and bend in the corner; regularity and quality of the jog.		2		
11	A X	Down centerline Halt through the walk, salute	Balance and bend in the turn; straightness; regularity and quality of the jog and walk; balance in downward transition to square, straight halt, immobility.				

Leave arena at A in a walk with looped or long reins.





**WDA A 2022 WESTERN DRESSAGE BASIC LEVEL TEST 1**  
WESTERN DRESSAGE ASSOCIATION® OF AMERICA

<b>PURPOSE</b> Tests confirm that the horse is supple and moves freely forward in a clear and steady rhythm, accepting light contact with the bit. The horse demonstrates a greater understanding of the aids and calm acceptance of the bridle; greater emphasis is placed on relaxation, willing cooperation, harmony, rideability and pure gaits. The horse is beginning to develop more impulsion and balance.	<b>NEW REQUIREMENTS</b> 20 meter circle at the free jog  20 meter circle at the working lope	<b>ENTRY NO:</b> _____  <b>ARENA SIZE:</b> Small (40m x 20m) or Large (60m x 20m) <b>AVERAGE RIDE TIME:</b> 5:00 (Small) or 6:00 (Large)
		<b>MAXIMUM PTS:</b> 260

All jog work may be ridden sitting or rising.

\*COEFFICIENT

		TEST	DIRECTIVES	POINTS	*	TOTAL	REMARKS
1	A  X	Enter working jog  Halt through the walk, salute Proceed working jog	Straightness; straight, balanced, immobile halt with prompt, smooth transition to jog; regularity and quality of the jog and walk.				
2	C	Track left, working jog	Balance and bend in the turn and corner; straightness; regularity and quality of the jog.				
3	E	Circle left 20m, working jog	Size and shape of circle with inside bend; regularity and quality of the jog.		2		
4	Before E	Working lope left lead last quarter of the circle	Willing, smooth transition; regularity and quality of the lope.				
5	E	Circle left 20m, working lope	Size and shape of circle with inside bend; regularity and quality of the lope.				
6	Before E	Develop working jog last quarter of circle	Willing, smooth transition; balance and bend in the corner.				
7	Between A & F	Develop working walk	Willing, smooth transition; regularity and quality of the walk.				
8	B - E  E	Half circle left 20m, free walk  Working walk	Horse willing to freely stretch the neck forward and down; relaxation; swing through the back; ground cover; straightness; willing, smooth transition; balance and bend in corner; regularity and quality of the walks.		2		
9	A  B	Working jog  Turn left	Willing, smooth transition; balance and bend in the corner and turn; straightness; regularity and quality of the jog.				
10	E	Turn right	Balance and bend in the turn and corner; straightness; regularity and quality of the jog.				
11	C  Before C	Circle right, 20m, free jog  Gather the reins, working jog	Stretch forward and down over the topline; moderate lengthening of stride and frame; maintaining balance and tempo; smooth, willing release and retake of the reins; size and shape of circle with inside bend; regularity of the jogs.		2		
12	B	Circle right 20m, working jog	Size and shape of circle with inside bend; regularity and quality of the jog.		2		
13	Before B	Working lope right lead last quarter of the circle	Willing, smooth transition; regularity and quality of the lope.				
14	B	Circle right 20m, working lope	Size and shape of circle with inside bend; regularity and quality of the lope.				
15	Before B	Develop working jog last quarter of the circle	Willing, smooth transition; balance and bend in the corner.				
16	A  X	Down centerline  Halt through the walk, salute	Balance and bend in the turn; straightness; regularity and quality of the jog and walk; balance in downward transition to square, straight halt, immobility.				

Leave arena at A in a walk with looped or long reins.



**WDAA 2022 WESTERN DRESSAGE BASIC LEVEL TEST 2**  
 WESTERN DRESSAGE ASSOCIATION® OF AMERICA

**PURPOSE**  
 Tests confirm that the horse is supple and moves freely forward in a clear and steady rhythm, accepting light contact with the bit. The horse demonstrates a greater understanding of the aids and calm acceptance of the bridle; greater emphasis is placed on relaxation, willing cooperation, harmony, rideability and pure gaits. The horse is beginning to develop more impulsion and balance.

**NEW REQUIREMENTS**  
 One loop 10 meters off the track, working jog

**ENTRY NO:** \_\_\_\_\_  
**ARENA SIZE:**  
 Small (40m x 20m) or Large (60m x 20m)  
**AVERAGE RIDE TIME:**  
 4:30 (Small) or 5:30 (Large)  
**MAXIMUM PTS:** 250

All jog work may be ridden sitting or rising.

\*COEFFICIENT

		TEST	DIRECTIVES	POINTS	*	TOTAL	REMARKS
1	A X	Enter working jog Halt through the walk, salute Proceed working jog	Straightness; regularity and quality of the jog and walk; straight, balanced, immobile halt with prompt, smooth transition to jog.				
2	C M- X - F	Track right One loop, working jog	Balance and bend in the turn and corner; balance and correct changes of bend on loop at quarter lines; regularity and quality of the jog.		2		
3	F - A - E	Continue on the track, working jog	Balance and bend in the corners; straightness; regularity and quality of the jog.				
4	E X	Turn right 20m circle right, working jog	Balance and bend in the turn; size and shape of circle with inside bend; regularity and quality of the jog.				
5	Before X	Develop working lope, right lead	Willing, smooth transition; regularity and quality of the lope.				
6	X Before X	Circle right 20m, working lope Develop working jog	Size and shape of circle with inside bend; smooth transition; regularity and quality of the lope and jog.				
7	B A	Turn right Working walk	Balance and bend in the turn and corner; straightness; willing, smooth transition; regularity and quality of the jog and walk.				
8	K - X - M M	Free walk Working walk	Horse willing to freely stretch the neck forward and down; relaxation; swing through the back; ground cover; straightness; willing, smooth transition; balance and bend in the corner; regularity and quality of the walks.		2		
9	C E	Working jog Turn left	Willing, smooth transition; balance and bend in the corner and turn; straightness; regularity and quality of the jog.				
10	X	Circle left 20m, working jog	Size and shape of circle with inside bend; regularity and quality of the jog.				
11	Before X	Develop working lope, left lead	Willing, smooth transition; regularity and quality of the lope.				
12	X Before X	Circle left 20m, working lope Develop working jog	Size and shape of circle with inside bend; smooth transition; regularity and quality of the lope and jog.				
13	B B - C - H	Turn left Continue on the track, working jog	Balance and bend in the turn and corners; straightness; regularity and quality of the jog.				
14	H - X - K	One loop, working jog	Balance and correct changes of bend on loop at quarter lines; balance and bend in the corner; regularity and quality of the jog.		2		
15	A Between A & X	Down centerline Develop working walk for 6-8 steps, then develop working jog	Balance and bend in the turn; straightness; willing, smooth transitions; regularity and quality of the jog and walk.				
16	G	Halt through the walk, salute	Straightness; balance in downward transition to square, straight halt, immobility.				

Leave arena at A in a walk with looped or long reins.



**WDA A 2022 WESTERN DRESSAGE BASIC LEVEL TEST 3**  
 WESTERN DRESSAGE ASSOCIATION® OF AMERICA

<b>PURPOSE</b> Tests confirm that the horse is supple and moves freely forward in a clear and steady rhythm, accepting light contact with the bit. The horse demonstrates a greater understanding of the aids and calm acceptance of the bridle; greater emphasis is placed on relaxation, willing cooperation, harmony, rideability and pure gaits. The horse is beginning to develop more impulsion and balance.	<b>NEW REQUIREMENTS</b>  Half circle 10 meters returning to the track at working jog	<b>ENTRY NO:</b> _____  <b>ARENA SIZE:</b> Small (40m x 20m) or Large (60m x 20m) <b>AVERAGE RIDE TIME:</b> 4:00 (Small) or 5:00 (Large)  <b>MAXIMUM PTS:</b> 230
-----------------------------------------------------------------------------------------------------------------------------------------------------------------------------------------------------------------------------------------------------------------------------------------------------------------------------------------------------------------------------------------------------------------------	--------------------------------------------------------------------------------------------	----------------------------------------------------------------------------------------------------------------------------------------------------------------------------------------

\*COEFFICIENT

All jog work may be ridden sitting or rising.

		TEST	DIRECTIVES	POINTS	*	TOTAL	REMARKS
1	A	Enter working jog	Straightness; regularity and quality of the jog and walk; straight, balanced, immobile halt with prompt, smooth transition to jog.				
	X	Halt through the walk, salute Proceed working jog					
2	C	Track left	Balance and bend in the turn and corner; straightness; balance and inside bend on the half circle; regularity and quality of the jog.				
	E - X	Half circle left 10m returning to the track at H					
3	Between H & C	Develop working lope, right lead	Willing, smooth transition; regularity and quality of the lope.				
4	C	Circle right 20m, working lope	Size and shape of circle with inside bend; regularity and quality of the lope.				
5	Between C & M	Develop working jog	Smooth transition; straightness; regularity and quality of the lope and jog.				
6	B - X	Half circle right 10m returning to the track at M	Balance and inside bend on the half circle; straightness; balance and bend in the corner; regularity and quality of jog.				
7	C	Circle left 20m, free jog	Stretch forward and down over the topline; moderate lengthening of stride and frame; maintaining balance and tempo; smooth, willing release and retake of the reins; size and shape of circle with inside bend; regularity of the jogs.		2		
	Before C	Gather the reins, working jog					
8	Between C & H	Develop working walk	Willing, smooth transition; regularity and quality of the walk.				
9	H - X - F	Free walk	Horse willing to freely stretch the neck forward and down; relaxation; swing through the back; ground cover; straightness; willing, smooth transition; balance and bend in the corner; regularity and quality of the walks.		2		
	F	Working walk					
10	Between A & K	Develop working jog	Willing, smooth transition; balance and inside bend on the half circle; straightness; regularity and quality of the jog.				
	E - X	Half circle right 10m returning to the track at K					
11	Between K & A	Develop working lope, left lead	Willing, smooth transition; regularity and quality of the lope.				
12	A	Circle left 20m, working lope	Size and shape of circle with inside bend; regularity and quality of the lope.				
13	Between A & F	Develop working jog	Smooth transition; straightness; regularity and quality of the lope and jog.				
14	B - X	Half circle left 10m returning to the track at F	Balance and inside bend on the half circle; straightness; balance and bend in the corner; regularity and quality of jog.				
15	A	Down centerline	Balance and bend in the turn; straightness; regularity and quality of the jog and walk; balance in downward transition to square, straight halt, immobility.				
	X	Halt through the walk, salute					

Leave arena at A in a walk with looped or long reins.



**WDAA 2022 WESTERN DRESSAGE BASIC LEVEL TEST 4**  
 WESTERN DRESSAGE ASSOCIATION® OF AMERICA

PURPOSE
Tests confirm that the horse is supple and moves freely forward in a clear and steady rhythm, accepting light contact with the bit. The horse demonstrates a greater understanding of the aids and calm acceptance of the bridle; greater emphasis is placed on relaxation, willing cooperation, harmony, rideability and pure gaits. The horse is beginning to develop more impulsion and balance.

NEW REQUIREMENTS
Halt from the jog

<b>ENTRY NO:</b>	
<b>ARENA SIZE:</b>	Small (40m x 20m) or Large (60m x 20m)
<b>AVERAGE RIDE TIME:</b>	4:30 (Small) or 5:30 (Large)
<b>MAXIMUM PTS:</b>	260

All jog work may be ridden sitting or rising.

\*COEFFICIENT

		TEST	DIRECTIVES	POINTS	*	TOTAL	REMARKS
1	A	Enter working jog	Straightness; regularity and quality of the jog and walk; straight, balanced, immobile halt with prompt, smooth transition to jog.				
	X	Halt through the walk, salute Proceed working jog					
2	C	Track right working jog	Balance and bend in the turn and corner; balance and correct changes of bend on loop at quarter lines; regularity and quality of the jog.				
	M - X - F	One loop, working jog					
3	A	Circle right 20m, free jog	Stretch forward and down over the topline; moderate lengthening of stride and frame; maintaining balance and tempo; smooth, willing release and retake of the reins; size and shape of circle with inside bend; regularity of the jogs.		2		
	Before A	Gather the reins, working jog					
4	E	Turn right	Balance and bend in the turns; straightness; regularity and quality of the jog.				
	B	Turn left					
5	C	Circle left 20m, working jog	Size and shape of circle with inside bend; balance and bend in corner; regularity and quality of the jog.				
6	H	Working walk	Willing, smooth transition; regularity and quality of the walk.				
7	E - B	Half circle left 20m, free walk	Horse willing to freely stretch the neck forward and down; relaxation; swing through the back; ground cover; straightness; willing, smooth transition; regularity and quality of the walks.		2		
	B	Working walk					
8	M	Working jog; Continue on the track, working jog	Willing, smooth transition; balance and bend in the corners; straightness; regularity and quality of the jog.				
9	H - X - K	One loop, working jog	Balance and correct changes of bend on loop at quarter lines; regularity and quality of the jog.				
10	Between K and A	Develop working lope, left lead	Willing, smooth transition; regularity and quality of the lope.		2		
11	A	Circle left 20m, working lope	Size and shape of circle with inside bend; balance and bend in the corner; regularity and quality of the lope.				
12	F - X - H	Change rein, working lope	Straightness; willing, smooth transition; regularity and quality of the lope and jog.				
	X	Working jog					
13	Between H and C	Develop working lope, right lead	Willing, smooth transition; regularity and quality of the lope.		2		
14	C	Circle right 20m, working lope	Size and shape of circle with inside bend; balance and bend in the corner; regularity and quality of the lope.				
15	M - X - K	Change rein, working lope	Straightness; willing, smooth transition; regularity and quality of the lope and jog.				
	X	Working jog					
16	A	Down center line	Balance and bend in the turn; straightness; regularity and quality of the jog; balance in downward transition to square, straight halt, immobility.				
	X	Halt, salute					

Leave arena at A in a walk with looped or long reins.



**WDA A 2022 WESTERN DRESSAGE LEVEL 1 TEST 1**  
 WESTERN DRESSAGE ASSOCIATION® OF AMERICA

<b>PURPOSE</b>	<b>NEW REQUIREMENTS</b>	<b>ENTRY NO:</b>	
Tests confirm that the horse is building on the elements from lower levels and is developing more engagement to show sufficient impulsion as the lengthened jog and lope are performed. The horse demonstrates a more consistent, light contact with the bit. These tests introduce some collection, lateral and longitudinal balance, suppleness and emphasize harmony and ride-ability.	Back 4-6 steps 15 meter half circle at working jog 3 loop serpentine quarter line to quarter line at working jog Leg yield from quarter line 15 meter circle at working lope Lengthening of the jog	<b>ARENA SIZE:</b>	Large (60m x 20m)
		<b>AVERAGE RIDE TIME:</b>	6:00 (Large)
		<b>MAXIMUM PTS:</b>	250

All jog work may be ridden sitting or rising

\*COEFFICIENT

		TEST	DIRECTIVES	POINTS	*	TOTAL	REMARKS
1	A X	Enter working jog Halt, salute Proceed working jog	Straightness; balanced, square, immobile halt with prompt, smooth jog transitions; regularity and quality of the jog.				
2	C	Track left, working jog	Balance and bend in the turn and corner; straightness; regularity and quality of the jog.				
3	E M - C - H	Half circle left 15m Leg yield right, quarter line to between R & M Continue on the track, working jog	Balance and inside bend on the half circle; alignment, fluidity, and crossing of legs in leg yield; balance and bend in the corners; regularity and quality of jog.				
4	H - R	Change rein, working jog	Balance and inside bend on the corner and turn; straightness; fluid change of bend; regularity and quality of the jog.				
5	B	Half circle right 15m, working jog Leg yield left, quarter line to between S & H	Balance and inside bend on the half circle; alignment, fluidity, and crossing of legs in leg yield; balance and bend in the corner; regularity and quality of jog.				
6	C Before C	Circle right 20m, free jog Gather the reins, working jog	Stretch forward and down over the topline; moderate lengthening of stride and frame; maintaining balance and tempo; smooth, willing release and retake of the reins; size and shape of circle with inside bend; regularity of the jogs.		2		
7	M	Working walk	Willing, smooth transition; regularity and quality of the walk.				
8	R - V V	Free walk Working walk	Horse willing to freely stretch the neck forward and down; relaxation; swing through the back; ground cover; straightness; willing, smooth transitions; regularity and quality of the walks.		2		
9	K A - C	Working jog Serpentine quarter line to quarter line, 3 loops	Willing, smooth transition, balance and bend in the corner; correct and symmetrical placement of serpentine loops, changes of bend on center lines; regularity and quality of the jog.				
10	C	Working lope left lead; immediately circle left 15m	Willing, smooth transition; size and shape of circle with inside bend; balance and bend in the corner; regularity and quality of the lope.		2		
11	H S - F F	Working jog Lengthen the stride in jog Working jog	Moderate lengthening of stride and frame with same tempo as working jog; balanced transitions; balance & bend in the corners; regularity and quality of jogs.				
12	A - C	Serpentine quarter line to quarter line, 3 loops	Correct and symmetrical placement of serpentine loops, changes of bend on center lines; regularity and quality of the jog.				
13	C	Working lope right lead; immediately circle right 15m	Willing, smooth transition; size and shape of circle with inside bend; balance and bend in the corner; regularity and quality of the lope.		2		
14	M B	Working jog Halt, back 4-6 steps Proceed working jog	Straightness; square, immobile halt; willing, straight, back with diagonal pairs; willing, smooth transitions; regularity and quality of the jog.				
15	A X	Down centerline Halt, salute	Balance and bend in turn; straightness; smooth, willing downward transition to square, straight halt; immobility.				

Leave arena at A in a walk with looped or long reins.



**WDAA 2022 WESTERN DRESSAGE LEVEL 1 TEST 2**  
 WESTERN DRESSAGE ASSOCIATION® OF AMERICA

PURPOSE
Tests confirm that the horse is building on the elements from lower levels and is developing more engagement to show sufficient impulsion as the lengthened jog and lope are performed. The horse demonstrates a more consistent, light contact with the bit. These tests introduce some collection, lateral and longitudinal balance, suppleness and emphasize harmony and ride-ability.

NEW REQUIREMENTS
Half turn on the forehand
Leg yield from centerline

<b>ENTRY NO:</b>	
<b>ARENA SIZE:</b> Large (60m x 20m)	
<b>AVERAGE RIDE TIME:</b> 5:30 (Large)	
<b>MAXIMUM PTS:</b>	270

All jog work may be ridden sitting or rising

\*COEFFICIENT

		TEST	DIRECTIVES	POINTS	*	TOTAL	REMARKS
1	A X	Enter working jog Halt, salute Proceed working jog	Straightness; balanced, square, immobile halt with prompt, smooth jog transitions; regularity and quality of the jog.				
2	C P - L	Track right, working jog Half circle right 10m, working jog	Balance and bend in the turn; straightness; balance and inside bend on the half circle; regularity and quality of the jog.				
3	L - S	Leg yield left	Alignment, fluidity, and crossing of legs in leg yield; regularity and quality of jog.		2		
4	H	Working lope, right lead	Willing, smooth transition; balance and bend in the corner; regularity and quality of the lope.				
5	C	Circle right 15m, working lope	Size and shape of circle with inside bend; balance and bend in corner; regularity and quality of the lope.		2		
6	P A	Working jog Working walk	Willing, smooth transitions; balance and bend in the corners; regularity and quality of the jog and walk.				
7	K	Halt 2-3 seconds, half turn on the forehand left (haunches right); Proceed working walk	Square, straight halt; immobility; willing movement of the haunches around the front legs with consistent tempo and inside flexion; smooth transitions; balance and bend in the corner; regularity and quality of the walk.				
8	A	Halt 2-3 seconds, half turn on the forehand right (haunches left); Proceed working walk	Square, straight halt; immobility; willing movement of the haunches around the front legs with consistent tempo and inside flexion; smooth transitions; balance and bend in the corner; regularity and quality of the walk.				
9	K - X - M M	Free walk Working walk	Horse willing to freely stretch the neck forward and down; relaxation; swing through the back; ground cover; straightness; willing, smooth transition; regularity and quality of the walks.		2		
10	C V - L	Working jog Half circle left 10m, working jog	Straightness; bend and balance in corner; balance and inside bend on the half circle; regularity and quality of the jog.				
11	L - R	Leg yield right	Alignment, fluidity, and crossing of legs in leg yield; regularity and quality of jog.		2		
12	M	Working lope left lead	Willing, smooth transition; balance and bend in the corner; regularity and quality of the lope.				
13	C	Circle left 15m working lope	Size and shape of circle with inside bend; balance and bend in corner; regularity and quality of the lope.		2		
14	V A	Working jog Down centerline	Willing, smooth transitions; balance and bend in the corner and turn; straightness; regularity and quality of the jog.				
15	X	Halt, rein back 4-6 steps Proceed working jog	Square, immobile halt; willing, straight, back with diagonal pairs; willing, smooth transitions; regularity and quality of the jog.				
16	G	Halt, salute	Balance in downward transition to square, straight halt; immobility.				

Leave arena at A in a walk with looped or long reins.



**WDA A 2022 WESTERN DRESSAGE LEVEL 1 TEST 3**  
 WESTERN DRESSAGE ASSOCIATION® OF AMERICA

PURPOSE
Tests confirm that the horse is building on the elements from lower levels and is developing more engagement to show sufficient impulsion as the lengthened jog and lope are performed. The horse demonstrates a more consistent light contact with the bit. These tests introduce some collection, lateral and longitudinal balance, suppleness and emphasize harmony and ride-ability.

NEW REQUIREMENTS
10 meter circle working jog
Lengthened lope on 20 meter circle
Change of lead through working jog
Half turn on the haunches or pivot

<b>ENTRY NO:</b>	
<b>ARENA SIZE:</b> Large (60m x 20m)	
<b>AVERAGE RIDE TIME:</b> 6:00 (Large)	
<b>MAXIMUM PTS:</b>	310

READER NOTE: Anything in parentheses, should not be read.  
 All jog work may be ridden sitting or rising

\*COEFFICIENT

		TEST	DIRECTIVES	POINTS	*	TOTAL	REMARKS
1	A X	Enter working jog Halt, salute Proceed working jog	Straightness; balanced, square, immobile halt with prompt, smooth jog transitions; regularity and quality of the jog.				
2	C	Track left, working jog	Balance and bend in the turn and corner; straightness; regularity and quality of the jog.				
3-4	H - X - K	One loop, working jog with 10m right circle at X					
(3)		(Score for circle)	Size and shape of circle with inside bend; regularity and quality of the jog.		2		
(4)		(Score for the loop)	Balance and correct changes of bend on loop at quarter lines; regularity and quality of the jog.				
5	F - S S	Lengthen the stride in jog Working jog	Moderate lengthening of stride and frame with same tempo as working jog; balanced transitions; balance & bend in the corners; regularity and quality of jogs.				
6-7	M - X - F	One loop, working jog with 10m left circle at X					
(6)		(Score for circle)	Size and shape of circle with inside bend; regularity and quality of the jog.		2		
(7)		(Score for the loop)	Balance and correct changes of bend on loop at quarter lines; regularity and quality of the jog.				
8	A	Working walk	Willing, smooth transition; balance and bend in corner; regularity and quality of the walk.				
9	K - R R	Free walk Working walk	Balance and bend in the corner, horse willing to freely stretch the neck forward and down; relaxation; swing through the back; ground cover; willing, smooth transitions; straightness; regularity and quality of the walks.		2		
10	Before M M	Shorten the stride in walk Half pivot or turn on the haunches left; Proceed working walk	Willingness to shorten stride; response to rider's leg with forward intention and correct bend; turn around the inside hind; willing, smooth transitions.		2		
11	Before R R	Shorten the stride in walk Half pivot or turn on the haunches right; Proceed working jog	Willingness to shorten stride; response to rider's leg with forward intention and correct bend; turn around the inside hind; willing, smooth transitions.		2		
12	M	Working lope, left lead	Willing, smooth transition; balance and bend in corner; regularity and quality of the lope.				
13	C Between C & H	Circle left 20m lengthened lope Develop working lope	Moderate lengthening of frame and stride with consistent tempo and balanced transitions; regularity & quality of the lope.				
14	H - X - F X	Change rein, working lope Change of lead through 2-3 strides of jog	Straightness; willing, smooth and balanced transitions; regularity and quality of the jog and lope.				
15	A Between A & K	Circle right 20m lengthened lope Develop working lope	Moderate lengthening of stride and frame with same tempo as working lope; balanced transitions; balance & bend in the corner; regularity and quality of the lope.				
16	K - X - M X	Change rein working lope Change of lead through 2-3 strides of jog	Straightness; willing, smooth and balanced transitions; regularity and quality of the jog and lope.				
17	M - S S	Continue on the track working lope Working jog	Balance and bend in the corners; willing, smooth transition; regularity and quality of the lope and jog.				
18	E Before E	Circle left 20m free jog Gather the reins; working jog	Stretch forward and down over the topline; moderate lengthening of stride and frame; maintaining balance and tempo; smooth, willing release and retake of the reins; size and shape of circle with inside bend; balance and bend in corner; regularity of the jogs.		2		
19	A X	Down centerline Halt, salute	Balance and bend in the turn; willing, smooth transition to square, straight halt; immobility.				

Leave arena at A in a walk with looped or long reins



PURPOSE
Tests confirm that the horse is building on the elements from lower levels and is developing more engagement to show sufficient impulsion as the lengthened jog and lope are performed. The horse demonstrates a more consistent, light contact with the bit. These tests introduce some collection, lateral and longitudinal balance, suppleness and emphasize harmony and ride-ability.

NEW REQUIREMENTS
Counter lope loop 5 meter off the track

ENTRY NO:	
ARENA SIZE: Large (60m x 20m) AVERAGE RIDE TIME: 6:00 (Large)	
MAXIMUM PTS:	290

All jog work may be ridden sitting or rising

\*COEFFICIENT

		TEST	DIRECTIVES	POINTS	*	TOTAL	REMARKS
1	A X	Enter working jog Halt, salute Proceed working jog	Straightness; balanced, square, immobile halt with prompt, smooth jog transitions; regularity and quality of the jog.				
2	C M - X	Track right Leg yield right, continue on centerline	Balance and bend in the turn and corner; alignment, fluidity, and crossing of legs in leg yield; straightness; regularity and quality of the jog.				
3	A F - X	Turn left Leg yield left, continue on centerline	Balance and bend in the turn and corner; alignment, fluidity, and crossing of legs in leg yield; straightness; regularity and quality of the jog.				
4	C H	Turn left Working lope left lead	Balance and bend in the turn and corner; willing, smooth transition; regularity and quality of the lope.				
5	E	Turn left	Balance and bend in the turn; regularity and quality of the lope.				
6	X Between X & B	Circle left 20m lengthened lope Develop working lope	Moderate lengthening of stride and frame with same tempo as working lope; balanced transitions; regularity and quality of the lope.				
7	B B - H	Turn left Continue on the track working lope	Balance and bend in the turn and in corners; regularity and quality of the lope.				
8	H - K Before A	One loop 5m off the track maintaining the left lead (counter lope) Working jog	Balance and bend on loop and in corners; accuracy; willing, smooth transition; regularity and quality of the lope and jog.				
9	A Before A	Circle left 20m free jog Gather the reins, working jog	Stretch forward and down over the topline; moderate lengthening of stride and frame; maintaining balance and tempo; smooth, willing release and retake of the reins; size and shape of circle with inside bend; regularity of the jogs.		2		
10	F Before P P	Working walk Shorten the stride in walk Half pivot or turn on the haunches left; proceed working walk	Willingness to shorten stride; response to rider's leg with forward intention and correct bend; turn around the inside hind; willing, smooth transitions; regularity and quality of the walk.		2		
11	Before F F	Shorten the stride in the walk Half pivot or turn on haunches right, proceed working walk	Willingness to shorten stride; response to rider's leg with forward intention and correct bend; turn around the inside hind; willing, smooth transitions; regularity and quality of the walk.		2		
12	P - H H	Free walk Working walk	Horse willing to freely stretch the neck forward and down; relaxation; swing through the back; ground cover; willing, smooth transitions; straightness; balance and bend in the corner, regularity and quality of the walks.		2		
13	C M	Working jog Working lope, right lead	Willing, smooth transitions; straightness; balance and bend in the corner; regularity and quality of the jog and lope.				
14	B	Turn right	Balance and bend in the turn; regularity and quality of the lope.				
15	X Between X & E	Circle right 20m lengthened lope Develop working lope	Moderate lengthening of stride and frame with same tempo as working lope; balanced transitions; regularity and quality of the lope.				
16	E E - M	Turn right Continue on the track working lope	Balance and bend in the turn and in corners; regularity and quality of the lope.				
17	M - F Before A	One loop 5m off the track maintaining the right lead (counter lope) Working jog	Balance and bend on loop and in corner; accuracy; willing, smooth transition; regularity and quality of the lope and jog.				
18	A X	Down centerline Halt 3 seconds, back 6 steps Proceed working walk	Balance and bend in the turn; square, immobile halt; willing, straight, back with diagonal pairs; willing, smooth transitions; straightness; regularity and quality of the jog and walk.				
19	X	Halt, salute	Balance in downward transition to square, straight halt, immobile.				



NO.

Name of Judge: \_\_\_\_\_

Signature of Judge: \_\_\_\_\_

## Prix Caprilli Test #1

**Purpose:** For horses with jumping experience showing Training Level Dressage or above – maximum height of fences 2'. It is understood that in the working gaits, a jumping horse is not expected to be as round on the bit as a competing dressage horse. The horse must softly accept the bit and may show more “roundness” in the parts of the tests separate from the jumps. Trot work to be done posting. Transitions into and out of the halt maybe through the walk. Test may be called. Refusals will be penalized as an error of course. Knockdowns will be penalized at the judge’s discretion. In the case of a knocked down rail being in the way, the judge will ring the bell for the rider to stop without penalty. After the jump is replaced the bell will be rung again telling the rider to continue from where he stopped.

Coefficient

	TEST	POINTS	↓	TOTAL	REMARKS
1. A X C	Enter working trot Halt. Salute Proceed working trot Track right				
2. MXK	Change rein over fence #1. Return to working trot after jump				
3. A	20m circle left				
4. Before F	Turn on line to jump #2. Return to working trot after jump and proceed toward M.				
5. C	Medium walk				
6. HB B	Free walk. Medium walk		2		
7. F	Working trot				
8. Between A & K	Working canter right lead				
9. KXM	Change rein over Jump #1, land in working canter.				
10. M	Working trot				
11. Between C & H	Working canter left lead				
12. E	Large ½ circle left over Jump #2. After jump proceed straight ahead				
13. Opp. M	Working trot				
14. C  Before C C	Circle 20m. letting the horse gradually chew the reins out of the hand at working trot rising. Gradually take up the reins Straight ahead				
15. HXF	Change rein over Jump #3. Return to working trot before F.				
16. A X	Down centerline Halt throughout the walk. Salute. Leave arena at free walk on a loose rein.				

Coefficient

General Impressions	POINTS	TOTAL	REMARKS
Gaits (rhythm and clarity) and jumping style			
Suppleness and balance (longitudinal and lateral, ability to shorten and lengthen)	2		
Relaxation and Obedience (tempo, attention, confidence, harmony, acceptance of the bit)	2		
Position and Seat of rider, timing to jumps	3		

**TOTAL POINTS:** \_\_\_\_\_  
**MAXIMUM POSSIBLE:** 250  
**PERCENT:** \_\_\_\_\_

**FURTHER REMARKS:**

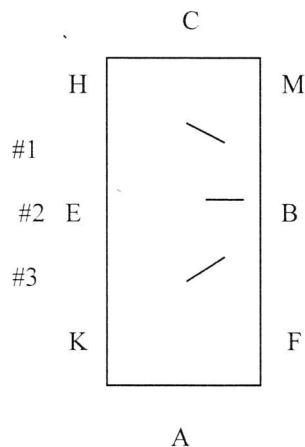


Diagram is not to scale and jumps are not placed exactly

Name of Judge: \_\_\_\_\_

Signature of Judge: \_\_\_\_\_

## Prix Caprilli Test #2

**Purpose:** For horses with jumping experience competing First Level Dressage and above – maximum height of fences 2’6”. It is understood that in the working gaits, a jumping horse is not expected to be as round on the bit as a competing dressage horse. The horse must softly accept the bit and may show more “roundness” in the parts of the tests separate from the jumps. Unless otherwise noted, trot work may be done posting or sitting. When allowed to change leads the horse may do a flying change or change through the trot. The quality of the change is what matters. Test may be called. Refusals will be penalized as an error of course. Knockdowns will be penalized at the judge’s discretion. In the case of a knocked down rail being in the way, the judge will ring the bell for the rider to stop without penalty. After the jump is replaced the bell will be rung again telling the rider to continue from where he stopped.

**Coefficient**

	TEST	POINTS	↓	TOTAL	REMARKS
1.	A X C	Enter working trot Halt. Salute Proceed working trot Track left.			
2.	E	Large ½ circle to Jump #2. After Jump #2 proceed straight ahead at working canter (changing leads as necessary.)			
3.	HXF	Change rein over Jump #3, land from fence in working canter.			
4.	F	Working trot.			
5.	A	10m circle, working trot sitting			
6.	KEH H	Lengthen stride in trot Working trot			
7.	M	Leg yield right to a line to Jump #2			
8.		Take jump #2. Return to trot by F.			
9.	A	Halt 5 seconds. Proceed working walk.			
10.	KB B	Free walk. Working walk.	2		
11.	M	Working trot			
12.	C	Working canter left lead.			
13.	HEK K	Lengthen stride in canter. Working canter.			
14.	FXH	Change rein over jump #3. Change leads if necessary after jump.			
15.	MBF F	Lengthen canter. Working canter.			
16.	E	Large circle over Jump #2. Change leads if necessary after jump.			
17.	E	Straight ahead at working canter			
18.	MXK	Change rein over jump #1.			
19.	K	Working trot			
20.	F	Leg yield left to line to Jump #2.			
21.		Take jump #2. Return to trot near M			
22.	E	Circle 20m, letting the horse			

	TEST	POINTS	↓	TOTAL	REMARKS
	gradually chew the reins out of the hands at working trot, rising. Before E gradually take up the reins. Straight ahead at working trot sitting				
25.	A X	Center line working trot sitting. Halt. Salute			

Coefficient

General Impressions	POINTS	↓	TOTAL	REMARKS
Gaits (rhythm and clarity) and jumping style				
Suppleness and balance (longitudinal and lateral, ability to shorten and lengthen)		2		
Relaxation and Obedience (tempo, attention, confidence, harmony, acceptance of the bit)		2		
Position and Seat of rider, timing to jumps		3		

**TOTAL POINTS:** \_\_\_\_\_  
**MAXIMUM POSSIBLE:** 340  
**PERCENT:** \_\_\_\_\_

**FURTHER REMARKS:**

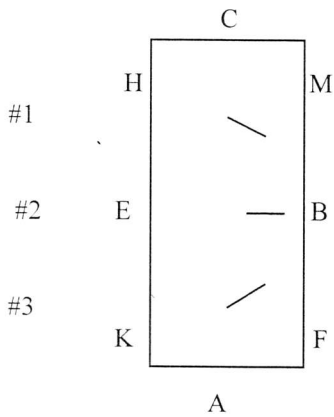


Diagram is not to scale and jumps are not placed exactly.



## LEAD LINE DRESSAGE TEST

**REQUIREMENTS:** Walk on lead line or off. Walking off lead, rider will receive 2 additional points added to their total score. Trot may be done rising or sitting. No voice allowed by rider or assistant. Rider must be under the age of 12. Assistant must wear protective footwear.

**PURPOSE:** This is an introduction to dressage for the beginner child rider.

	TEST	DIRECTIVES	POINTS	REMARKS
1.	<b>A</b> Enter in walk. <b>X</b> Halt, salute.  Proceed in walk towards <b>C</b> .	Rider's position; straightness on center line; clarity and accuracy of salute.		
2.	<b>C</b> Track right and immediately circle right 20 meters at <b>C</b> .  Anywhere on circle develop 10-20 steps of trot. Before <b>C</b> return to walk.	Rider's position; consistency of walk and trot on circle; accuracy of circle.		
3.	<b>C</b> Straight ahead.  <b>MXK</b> Change rein at walk.	Rider's position; consistency of walk; straightness on diagonal line.		
4.	<b>A</b> Circle left 20 meters.  Anywhere on circle develop 10-20 steps of trot. Before <b>A</b> return to walk.	Rider's position; consistency of walk and trot on circle; accuracy of circle.		
5.	<b>A</b> Down centerline.  <b>X</b> Halt, salute.	Rider's position; accuracy of turn at <b>A</b> ; straightness on center line; clarity and accuracy of salute.		

Leave arena in walk at **A**.

# 2023 USDF INTRODUCTORY LEVEL – TEST A

## WALK—TROT

**REQUIREMENTS:**

Free walk  
Medium walk  
Working trot rising  
20 meter circle  
Halt through walk

**PURPOSE:** To introduce the rider and/or horse to the sport of dressage, confirming that they are beginning to develop an understanding of correct dressage basics. The horse should be ridden freely forward in a steady tempo and clear rhythm, accepting contact with the bit. An understanding of test accuracy and geometry should be demonstrated.

NO.

		TEST	DIRECTIVE IDEAS	POINTS	COEF	TOTAL	REMARKS
1.	A  Between X & C	Enter, working trot rising  Medium walk	Regularity, quality of trot; straightness, willing, calm transition.  Regularity, quality, of walk				
2.	C  M	Track right  Working trot rising	Bend and balance; willing, calm transition				
3.	A	Circle right 20 meters, working trot rising	Regularity; shape and size of circle; bend; balance				
4.	K-X-M	Change rein, working trot rising	Regularity of trot; straightness; bend and balance in corner				
5.	C	Circle left 20 meters, working trot rising	Regularity; shape and size of circle; bend; balance				
6.	Between C & H	Medium walk	Willing, calm transition; regularity, quality				
7.	H-X-F	Free walk	Regularity, reach and ground cover with over track of free walk allowing complete freedom to stretch the neck forward and downward				
8.	F-A  A	Medium walk  Down centerline	Regularity, quality, willing, calm transition, bend and balance in turn Straightness on centerline.				
9.	X	Halt and salute	Straightness; attentiveness; immobility (min. 3 seconds)				

Leave arena in free walk. Exit at A.

# 2023 USDF INTRODUCTORY LEVEL – TEST B

**REQUIREMENTS:**  
 Free walk  
 Medium walk  
 Working trot rising  
 20 meter circle  
 Halt through walk

**PURPOSE:** To introduce the rider and/or horse to the sport of dressage, confirming that they are beginning to develop an understanding of correct dressage basics. The horse should be ridden freely forward in a steady tempo and clear rhythm, accepting contact with the bit. An understanding of test accuracy and geometry should be demonstrated.

## NO.

	TEST	DIRECTIVE IDEAS	POINTS	COEF	TOTAL	REMARKS
1.	A  X	Enter working trot rising.  Halt through medium walk Salute - Proceed working trot rising				
2.	C	Track left, working trot rising				
3.	E	Circle left 20 meters, working trot rising				
4.	Between K & A	Medium walk				
5.	F-E	Free walk				
6.	E-H	Medium walk				
7.	Between H & C	Working trot rising				
8.	B	Circle right 20 meters, working trot rising				
9.	A  X	Down centerline  Halt through medium walk, Salute				

Leave arena in free walk. Exit at A.

# 2023 USDF INTRODUCTORY LEVEL – TEST C

## WALK—TROT—CANTER

**REQUIREMENTS:**  
 Free walk  
 Medium walk  
 Working trot rising  
 Working canter  
 20 meter circle  
 Halt through walk

**PURPOSE:** To introduce the rider and/or horse to the sport of dressage, confirming that they are beginning to develop an understanding of correct dressage basics. The horse should be ridden freely forward in a steady tempo and clear rhythm, accepting contact with the bit. An understanding of test accuracy and geometry should be demonstrated.

# NO.

READER PLEASE NOTE: Anything in parentheses should not be read.

TEST		DIRECTIVE IDEAS	POINTS	COEF	TOTAL	REMARKS
1.	A X	Enter working trot rising. Halt through medium walk. Salute - Proceed working trot rising	Regularity; quality of trot; willing, calm transitions; straightness; attentiveness; immobility (min. 3 seconds)			
2.	C	Track right, working trot rising	Regularity; bend and balance in turn and corner			
3.	B	Circle right 20 meters, working trot rising	Regularity; shape and size of circle; bend; balance			
4.	A Before A	Circle right 20 meters developing working canter in first quarter of the circle, right lead Working trot rising	Regularity of gaits; shape and size of circle; bend; balance			
5.		(Transition in & out of canter)	Willing and calm transitions			
6.	K-X-M	Change rein, working trot rising	Regularity of trot; straightness; bend and balance in corners			
7.	E	Circle left 20 meters, working trot rising	Regularity; shape and size of circle; bend; balance			
8.	A Before A	Circle left 20 meters developing working canter in first quarter of the circle, left lead Working trot rising	Regularity and quality of gaits; shape and size of circle; bend; balance			
9.		(Transition in & out of canter)	Willing and calm transitions			
10.	Between F & B	Medium walk	Willing, calm transition; regularity, quality, overtrack			
11.	B-H H	Free walk Medium walk	Regularity and quality of walks; reach and ground cover with overtrack; allowing complete freedom to stretch the neck forward and downward; straightness; Willing, calm transitions			
12.	Between C & M	Working trot rising to A	Willing, calm transition; regularity of trot; bend and balance in corner; straightness			
13.	A X	Down centerline Halt through medium walk Salute	Bend and balance in turn; regularity of trot; willing, calm transition; straightness; attentiveness; immobility (min. 3 seconds)			

Leave arena in free walk. Exit at A.



# 2023 USEF TRAINING LEVEL TEST 1

## PURPOSE

To confirm that the horse demonstrates correct basics, by showing suppleness both laterally and longitudinally, moving freely forward in a clear rhythm with a steady tempo, and readily accepting contact with the bit. Correct geometry and lines of travel should be shown.

All trot work may be ridden sitting or rising, unless otherwise stated.  
Halts may be through the walk.

*READER PLEASE NOTE: Anything in parentheses should not be read.*

## INTRODUCE

Working trot; working canter;  
medium walk; free walk;  
20m circles in trot and canter

## ENTRY NO:

### Conditions:

ARENA SIZE: Standard or Small  
AVERAGE RIDE TIME: 5:00 (Std.) or 4:00 (Small)

(from entry at A to final halt)

*Suggested to add at least 2 min. for scheduling purposes*

## MAXIMUM PTS: 260

TEST		DIRECTIVES	POINTS	COEF	TOTAL	REMARKS
1.	A X	Enter working trot Halt, salute Proceed working trot	Regularity and quality of trot; willing, calm transitions; straightness; attentiveness; immobility (min. 3 seconds)			
2.	C E	Track left Circle left 20m	Regularity and quality of trot; shape and size of circle; bend; balance	2		
3.	A	Circle left 20m developing left lead canter in first quarter of circle	Willing, calm transition; regularity and quality of gaits; shape and size of circle; bend; balance			
4.	A-F-B	Working canter	Regularity and quality of canter; bend and balance in corner; straightness			
5.	Between B & M	Working trot	Willing, calm transition; regularity and quality of gaits; straightness; bend and balance in corner	2		
6.	Between C & H	Medium walk	Willing, calm transition; regularity, quality, bend and balance in corner	2		
7.	E-F F	Change rein, free walk Medium walk	Regularity and quality of walks; reach, overtrack, and ground cover of free walk allowing complete freedom to stretch the neck forward and downward; straightness; willing, calm transitions	2		
8.	A	Working trot	Willing, calm transition; regularity and quality of trot; bend and balance in corner; straightness			
9.	E	Circle right 20m	Regularity and quality of trot; shape and size of circle; bend; balance	2		
10.	C	Circle right 20m developing right lead canter in first quarter of circle	Willing, calm transition; regularity and quality of gaits; shape and size of circle; bend; balance			
11.	C-M-B	Working canter	Regularity and quality of canter; bend and balance in corner; straightness			
12.	Between B & F	Working trot	Willing, calm transition; regularity and quality of gaits; straightness; bend and balance in corner	2		
13.	A X	Down centerline Halt, salute	Bend and balance in turn; regularity and quality of trot; willing, calm transition; straightness; attentiveness; immobility (min. 3 seconds)			

Leave arena at A in free walk.

# 2023 USEF TRAINING LEVEL TEST 2

## PURPOSE

To confirm that the horse demonstrates correct basics, by showing suppleness both laterally and longitudinally, moving freely forward in a clear rhythm with a steady tempo, and readily accepting contact with the bit. Correct geometry and lines of travel should be shown.

All trot work may be ridden sitting or rising, unless otherwise stated.  
Halts may be through the walk.

*READER PLEASE NOTE: Anything in parentheses should not be read.*

<b>INTRODUCE</b>	<b>ENTRY NO:</b> <input style="width: 150px; height: 20px;" type="text"/>
Stretch circle in trot	<b>Conditions:</b> ARENA SIZE: Standard or Small AVERAGE RIDE TIME: 5:30 (Std.) or 4:30 (Small) (from entry at A to final halt) <i>Suggested to add at least 2 min. for scheduling purposes</i>
	<b>MAXIMUM PTS: 290</b> <input style="width: 100px; height: 20px;" type="text"/>

TEST		DIRECTIVES	POINTS	COEF	TOTAL	REMARKS
1.	A X	Enter working trot Halt, salute Proceed working trot	Regularity and quality of trot; willing, calm transitions; straightness; attentiveness; immobility (min. 3 seconds)			
2.	C B	Track right Circle right 20m	Regularity and quality of trot; shape and size of circle; bend and balance			
3.	K-X-M	Change rein	Regularity and quality of trot; straightness; bend and balance in corner	2		
4.	Between C & H	Working canter left lead	Willing, calm transition; regularity and quality of gaits; bend and balance in corner; straightness	2		
5.	E	Circle left 20m	Regularity and quality of canter; shape and size of circle; bend; balance			
6.	Between E & K	Working trot	Willing, calm transition; regularity and quality of gaits; straightness; bend and balance in corner			
7.	A  Before A A	Circle left 20m rising trot, allowing the horse to stretch forward and downward while maintaining contact  Shorten the reins Working trot	Forward and downward stretch over the back into a light contact, maintaining balance and quality of trot; bend; shape and size of circle; willing, calm transitions			
8.	F F-E	Medium walk Change rein, medium walk	Willing, calm transition; regularity, overtrack, and quality of walk	2		
9.	E-M  M	Change rein, free walk  Medium walk	Regularity and quality of walks; reach, overtrack, and ground cover of free walk allowing complete freedom to stretch the neck forward and downward; straightness; willing, calm transitions	2		
10.	C	Working trot	Willing, calm transition; regularity and quality of trot; bend and balance in corner; straightness			
11.	E	Circle left 20m	Regularity and quality of trot; shape and size of circle; bend; balance			
12.	F-X-H	Change rein	Regularity and quality of trot; straightness; bend and balance in corner	2		
13.	Between C & M	Working canter right lead	Willing, calm transition; regularity and quality of gaits; bend and balance in corner; straightness	2		
14.	B	Circle right 20m	Regularity and quality of canter; shape and size of circle; bend; balance			
15.	Between B & F	Working trot	Willing, calm transition; regularity and quality of gaits, straightness; bend and balance in corner			
16.	A  X	Down centerline  Halt, salute	Bend and balance in turn; regularity and quality of trot; willing, calm transition; straightness; attentiveness; immobility (min. 3 seconds)			

Leave arena at A in free walk.

# 2023 USEF TRAINING LEVEL TEST 3

## PURPOSE

To confirm that the horse demonstrates correct basics, by showing suppleness both laterally and longitudinally, moving freely forward in a clear rhythm with a steady tempo, and readily accepting contact with the bit. Correct geometry and lines of travel should be shown.

All trot work may be ridden sitting or rising, unless otherwise stated.  
Halts may be through the walk.

*READER PLEASE NOTE: Anything in parentheses should not be read.*

### INTRODUCE

Changing of bend on a shallow loop, canter-trot transition on diagonal

### ENTRY NO:

#### Conditions:

ARENA SIZE: Standard or Small  
AVERAGE RIDE TIME: 5:30 (Std.) or 4:30 (Small)  
(from entry at A to final halt)  
*Suggested to add at least 2 min. for scheduling purposes*

### MAXIMUM PTS: 250

TEST		DIRECTIVES	POINTS	COEF	TOTAL	REMARKS
1.	A X	Enter working trot Halt, salute Proceed working trot	Regularity and quality of trot; willing, calm transitions; straightness; attentiveness; immobility (min. 3 seconds)			
2.	C H-X-K	Track left Slightly after H begin a single loop to X returning to the track slightly before K	Regularity and quality of trot; bend and balance in turns; shape and size of loop; changes of bend; balance	2		
3.	Between A & F	Working canter left lead	Willing, calm transition; regularity and quality of gaits; bend in corner; straightness			
4.	B	Circle left 20m	Regularity and quality of canter; shape and size of circle; bend; balance			
5.	H-X-F X	Change rein Working trot	Regularity and quality of gaits; willing, calm transition; straightness; bend in corner			
6.	A	Medium walk	Willing, calm transition; regularity, quality	2		
7.	K-X-H H	Free walk Medium walk	Regularity and quality of walks; reach, overtrack, and ground cover of free walk allowing complete freedom to stretch the neck forward and downward; straightness; willing, calm transitions	2		
8.	C M-X-F	Working Trot Slightly after M begin a single loop to X returning to the track slightly before F	Regularity and quality of trot; shape and size of loop; changes of bend and balance	2		
9.	Between A & K	Working canter right lead	Willing, calm transition; regularity and quality of gaits; bend and balance in corner; straightness			
10.	E	Circle right 20m	Regularity and quality of canter; shape and size of circle; bend; balance			
11.	C	Working trot	Willing, calm transition; regularity and quality of trot			
12.	B Before B B	Circle right 20m in rising trot allowing the horse to stretch forward and downward Shorten the reins Working trot	Forward and downward stretch over the back into a light contact, maintaining balance and quality of trot; bend; shape and size of circle; willing, calm transitions	2		
13.	A X	Down centerline Halt, salute	Bend and balance in turn; regularity and quality of trot; willing, calm transition; straight, attentive halt; immobile (min. 3 seconds)			

Leave arena at A in free walk.

# 2023 USEF FIRST LEVEL TEST 1

## PURPOSE

To confirm that the horse demonstrates correct basics, and in addition to the requirements of Training Level, has developed improved balance, lateral suppleness and throughness, as well as the thrust to perform lengthenings of stride. The horse should be on the bit.

All trot work may be ridden sitting or rising, unless otherwise stated.

READER PLEASE NOTE: Anything in parentheses should not be read.

<b>INTRODUCE</b>	<b>ENTRY NO:</b>
10m half circle at trot; 15m circle in canter; lengthening of stride in trot	<u>Conditions:</u> ARENA SIZE: Standard AVERAGE RIDE TIME: 5:30 (from entry at A to final halt) <i>Suggested to add at least 2 min. for scheduling purposes</i>
	<b>MAXIMUM PTS: 270</b>

TEST		DIRECTIVES	POINTS	COEF	TOTAL	REMARKS
1.	A X	Enter working trot Halt, salute Proceed working trot	Regularity and quality of trot; willing, clear transitions; straightness; attentiveness; immobility (min. 3 seconds)			
2.	C E-X	Track left Half circle left 10m, returning to track at H	Regularity and quality of trot; shape and size of half circle; bend; balance; straightness			
3.	B-X	Half circle right 10m, returning to track at M	Regularity and quality of trot; shape and size of half circle; bend; balance; straightness			
4.	C  Before C C	Circle left 20m in rising trot, allowing the horse to stretch forward and downward while maintaining contact Shorten the reins Working trot	Forward and downward stretch over the back into a light contact, maintaining balance and quality of trot; bend; shape and size of circle; willing, clear transitions		2	
5.	H-P  P	Change rein, lengthen stride in trot  Working trot	Moderate lengthening of frame and stride; regularity and quality of trot; straightness; consistent tempo; willing, clear transitions; bend and balance in corner			
6.	A	Medium walk	Willing, clear transition; regularity, quality, overtrack; bend and balance in corner; straightness		2	
7.	V-R  R	Change rein, free walk  Medium walk	Regularity and quality of walks; reach and ground cover with overtrack of free walk allowing complete freedom to stretch the neck forward and downward; straightness; willing, clear transitions		2	
8.	M  C	Working trot  Working canter left lead	Willing, clear transitions; regularity and quality of gaits; bend and balance in corners		2	
9.	E	Circle left 15m	Regularity and quality of canter; shape and size of circle; bend; balance			
10.	F-X-H  X	Change rein  Working trot	Willing, clear transition; regularity and quality of gaits; straightness; bend and balance in corner			
11.	C	Working canter right lead	Willing, clear transition; regularity and quality of canter; bend and balance in corner		2	
12.	B	Circle right 15m	Regularity and quality of canter; shape and size of circle; bend; balance			
13.	A	Working trot	Willing, clear transition; regularity and quality of trot; straightness; bend and balance in corner			
14.	K-R  R	Change rein, lengthen stride in trot  Working trot	Moderate lengthening of frame and stride; regularity and quality of trot; straightness; consistent tempo; willing, clear transitions; bend and balance in corners			
15.	E  X  G	Half circle left 10m  Down centerline  Halt, salute	Bend and balance in half circle; regularity and quality of trot; willing, clear transition; straightness; attentiveness; immobility (min. 3 seconds)			

Leave arena at A in free walk.

# 2023 USEF FIRST LEVEL TEST 2

## PURPOSE

To confirm that the horse demonstrates correct basics, and in addition to the requirements of Training Level, has developed improved balance, lateral suppleness and throughness, as well as the thrust to perform lengthenings of strides. The horse should be on the bit.

All trot work may be ridden sitting or rising, unless otherwise stated.

READER PLEASE NOTE: Anything in parentheses should not be read.

<b>INTRODUCE</b>	<b>ENTRY NO:</b>
Leg yield; Lengthen stride in canter	<p><u>Conditions:</u> ARENA SIZE: Standard AVERAGE RIDE TIME: 5:30 (from entry at A to final halt) <i>Suggested to add at least 2 min. for scheduling purposes</i></p>
	<b>MAXIMUM PTS: 330</b>

TEST		DIRECTIVES	POINTS	COEF	TOTAL	REMARKS
1.	A X	Enter working trot Halt, salute Proceed working trot	Regularity and quality of trot; willing, clear transitions; straightness; attentiveness; immobility (min. 3 seconds)			
2.	C M-V V	Track right Change rein, lengthen stride in trot Working trot	Bend and balance in turns; moderate lengthening of frame and stride; regularity and quality of trot; willing, clear transitions; straightness; consistent tempo			
3.	A L-M	Turn down centerline Leg yield right	Regularity and quality of trot; straightness on centerline; consistent tempo; alignment; balance and flow	2		
4.	H-P P	Change rein, lengthen stride in trot Working trot	Moderate lengthening of frame and stride; regularity and quality of trot; willing, clear transitions; straightness; consistent tempo			
5.	A L-H	Turn down centerline Leg yield left	Regularity and quality of trot; straightness on centerline; consistent tempo; alignment; balance and flow	2		
6.	C	Medium walk	Willing, clear transition; regularity, quality, overtrack: bend and balance in corner	2		
7.	M-V V	Change rein, free walk Medium walk	Regularity and quality of walks; reach and ground cover with overtrack of free walk allowing complete freedom to stretch the neck forward and downward; straightness; willing, clear transitions	2		
8.	K A	Working trot Working canter left lead	Willing, clear transitions; regularity and quality of gaits; bend and balance in corners			
9.	P	Circle left 15m	Regularity and quality of canter; shape and size of circle; bend; balance			
10.	P-M	Lengthen stride in canter	Willing, clear transition; moderate lengthening of frame and stride; regularity and quality of canter; straightness; consistent tempo	2		
11.	Between M-C	Develop working canter	Willing, clear transition; regularity and quality of canter; bend and balance in corners			
12.	H-X-F X	Change rein Working trot	Willing, clear transition; regularity and quality of gaits; straightness			
13.	F	Working canter right lead	Willing, clear transition; regularity and quality of canter; bend and balance in corners			
14.	V	Circle right 15m	Regularity and quality of canter; shape and size of circle; bend; balance			
15.	V-H	Lengthen stride in canter	Willing, clear transition; moderate lengthening of frame and stride; regularity and quality of canter; straightness; consistent tempo	2		
16.	Between H-C	Develop working canter	Willing, clear transition; regularity and quality of canter, bend and balance in corners			
17.	M	Working trot	Willing, clear transition; regularity and quality of trot; straightness			
18.	B Before B B	Circle right 20m rising trot, allowing the horse to stretch forward and downward while maintaining contact Shorten the reins Working trot	Forward and downward stretch over the back into a light contact, maintaining balance and quality of trot; bend; shape and size of circle; willing, clear transitions	2		
19.	A X	Down centerline Halt, salute	Bend and balance in turn; regularity and quality of trot; willing, clear transition; straightness; attentiveness; immobility (min. 3 seconds)			

Leave arena at A in free walk.

# 2023 USEF FIRST LEVEL TEST 3

INTRODUCE

ENTRY NO.

10m circle at trot;  
change of lead through trot;  
shallow loops at canter

**Conditions:**

ARENA SIZE: Standard  
AVERAGE RIDE TIME: 6:00  
(from entry at A to final halt)  
Suggested to add at least 2 min. for scheduling purposes

MAXIMUM PTS: 360

**PURPOSE**

To confirm that the horse demonstrates correct basics, and in addition to the requirements of Training Level, has developed improved balance, lateral suppleness and throughness, as well as the thrust to perform lengthenings of strides. The horse should be on the bit.

All trot work may be ridden sitting or rising, unless otherwise stated.

READER PLEASE NOTE: Anything in parentheses should not be read.

TEST		DIRECTIVES	POINTS	COEF	TOTAL	REMARKS
1.	A X	Enter working trot Halt, salute Proceed working trot	Regularity and quality of trot; willing, clear transitions; straightness; attentiveness; immobility (min. 3 seconds)			
2.	C H-X-F F	Track left Change rein, lengthen stride in trot Working trot	Bend and balance in turn; moderate lengthening of frame and stride; regularity and quality of trot; willing, clear transitions; straightness; consistent tempo			
3.	V-I	Leg yield right	Regularity and quality of trot; consistent tempo; alignment; balance and flow	2		
4.	I I C	Circle left 10m Straight ahead Track right	Regularity and quality of trot; shape and size of circle; bend; balance; straightness on centerline			
5.	B  Before B	Circle right 20m rising trot, allowing the horse to stretch forward and downward while maintaining contact Shorten the reins	Forward and downward stretch over the back into a light contact, maintaining balance and quality of trot; bend, shape and size of circle; willing, clear transitions	2		
6.	A	Working canter right lead	Willing, clear transition; regularity and quality of canter; bend and balance in corner			
7.	K-X-H	Slightly after K begin a single loop to X returning to the track slightly before H, maintaining lead	Regularity and quality of canter; shape and size of loop; positioning; balance	2		
8.	C	Circle right 15m	Regularity and quality of canter; shape and size of circle; bend; balance			
9.	M-F F	Lengthen stride in canter Working canter	Moderate lengthening of frame and stride; regularity and quality of canter; willing, clear transitions; straightness; consistent tempo			
10.	K-X-M X	Change rein Working trot	Willing, calm transition; regularity and quality of gaits; bend and balance in corner			
11.	C	Medium walk	Willing, clear transition; regularity, quality, overtrack	2		
12.	H-X-K K	Free walk Medium walk	Regularity and quality of walks; reach and ground cover with overtrack of free walk allowing complete freedom to stretch the neck forward and downward; straightness; willing, clear transitions	2		
13.	A	Working trot	Willing, calm transition; bend and balance in corner			
14.	P-I	Leg yield left	Regularity and quality of trot; consistent tempo; alignment; balance and flow	2		
15.	I I C	Circle right 10m Straight ahead Track right	Regularity and quality of trot; shape and size of circle; bend; balance			
16.	M-X-K K	Lengthen stride in trot Working trot	Moderate lengthening of frame and stride; regularity and quality of trot; willing, clear transitions; straightness; consistent tempo			
17.	A	Working canter left lead	Willing, calm transition; regularity and quality of gait; bend and balance in corner			
18.	F-X-M	Slightly after F begin a single loop to X returning to the track slightly before M, maintaining lead	Regularity and quality of canter; shape and size of loop; positioning; balance	2		
19.	C	Circle left 15m	Regularity and quality of canter; shape and size of circle; bend; balance			
20.	H-K K	Lengthen stride in canter Working canter	Moderate lengthening of frame and stride; regularity and quality of canter; willing, clear transitions; straightness; consistent tempo			
21.	F-X-H X	Change rein Change of lead through trot	Willing, clear transitions; regularity and quality of gaits; straightness			
22.	C B X G	Working trot Half circle right 10m Down centerline Halt, salute	Bend and balance in corner and half circle; regularity and quality of trot; willing, clear transition; straightness; attentiveness; immobility (min. 3 seconds)			
Leave arena at A in free walk.						

# 2023 USEF SECOND LEVEL TEST 1

INTRODUCE

ENTRY NO. \_\_\_\_\_

**PURPOSE**

To confirm that the horse demonstrates correct basics, and now begins to accept more weight on the hindquarters as the collected and medium gaits develop. A greater degree of straightness, suppleness, throughness, and balance are required to perform the movements with ease and self-carriage.

All trot work must be done sitting.

READER PLEASE NOTE: Anything in parentheses should not be read.

Walk-canter transitions;  
collected and medium trot  
and canter; 10m circle at  
canter; shoulder-in; rein back

**Conditions:**

ARENA SIZE: Standard  
AVERAGE RIDE TIME: 5:20  
(from entry at A to final halt)  
*Suggested to add at least 2 min. for scheduling purposes*

MAXIMUM PTS: 350

TEST	DIRECTIVES	POINTS	COEF	TOTAL	REMARKS
1.	A X Enter collected trot Halt, salute Proceed collected trot	Engagement, uphill balance and quality of trot; clear, balanced transitions; straightness; attentiveness; immobility (min. 3 seconds)			
2.	C H-P P Track left Change rein, medium trot Collected trot	Bend and balance in turns; moderate lengthening of frame and stride with engagement, elasticity, suspension, straightness and uphill balance			
3.	P-F-A-K (Transitions H and P) Collected trot	Clear, balanced transitions; consistent tempo; quality of trot			
4.	K-E E Shoulder-in right Turn right	Angle, bend and balance; engagement and quality of trot	2		
5.	B B-M Turn left Shoulder-in left	Angle, bend and balance; engagement and quality of trot	2		
6.	C Halt, rein back 3 to 4 steps Proceed medium walk	Immobility; willing steps back with correct rhythm and count; straightness; clear transitions	2		
7.	C-S Medium walk	Regularity, quality, overtrack	2		
8.	S-F F Change rein, free walk Medium walk	Regularity, overtrack, and quality of walks; reach and ground cover of free walk allowing complete freedom to stretch the neck forward and downward; straightness; clear, balanced transitions	2		
9.	A Collected canter right lead	Clear, balanced straight transition; regularity and quality of canter			
10.	K-S S Medium canter Collected canter	Moderate lengthening of frame and stride with engagement, elasticity, suspension, straightness and uphill balance; consistent tempo; clear balanced transitions			
11.	C Circle right 10m	Regularity and quality of canter; shape and size of circle; bend; balance			
12.	M-E E-V Change rein Counter canter	Regularity, quality and balance of canter; straightness	2		
13.	V K Collected trot Medium walk	Regularity and quality of gaits; clear, balanced transitions			
14.	A Collected canter left lead	Clear, balanced straight transition; regularity and quality of gaits			
15.	F-R R Medium canter Collected canter	Moderate lengthening of frame and stride with engagement, elasticity, suspension, straightness and uphill balance; consistent tempo; clear balanced transitions			
16.	C Circle left 10m	Regularity and quality of canter; shape and size of circle; bend; balance			
17.	H-B B-P Change rein Counter canter	Regularity, quality and balance of canter; straightness	2		
18.	P Collected trot	Regularity and quality of gaits; clear, balanced transition			
19.	K-R R Medium trot Collected trot	Moderate lengthening of frame and stride with engagement, elasticity, suspension, straightness and uphill balance			
20.	R-M-C-H-S (Transitions K and R) Collected trot	Clear, balanced transitions; consistent tempo			
21.	S I G Turn left Turn left Halt, salute	Bend and balance in turns; engagement, uphill balance and quality of trot; clear, balanced transition; straightness; attentiveness; immobility (min. 3 seconds)			

Leave arena at A in free walk.

# 2023 USEF SECOND LEVEL TEST 2

INTRODUCE

ENTRY NO: \_\_\_\_\_

**PURPOSE**

To confirm that the horse demonstrates correct basics, and now begins to accept more weight on the hindquarters as the collected and medium gaits develop. A greater degree of straightness, suppleness, throughness, and balance are required to perform the movements with ease and self-carriage.

All trot work must be done sitting.

READER PLEASE NOTE: Anything in parentheses should not be read.

Travers; Half turn on haunches;  
Simple changes

Conditions:

ARENA SIZE: Standard  
AVERAGE RIDE TIME: 6:00  
(from entry at A to final halt)  
*Suggested to add at least 2 min. for scheduling purposes*

MAXIMUM PTS. 390

TEST		DIRECTIVES	POINTS	COEF	TOTAL	REMARKS
1.	A X	Enter collected trot Halt, salute Proceed collected trot	Engagement, uphill balance and quality of trot; clear, balanced transitions; straightness; attentiveness; immobility (min. 3 seconds)			
2.	C M-V	Track right Medium trot	Moderate lengthening of frame and stride with engagement, elasticity, suspension, straightness			
3.	V-K-A-F	(Transitions M and V) Collected trot	Clear, balanced straight transitions; quality of trot; consistent tempo			
4.	F-B B-X	Shoulder-in left Half circle left 10m	Angle, bend and balance; shape and size of half circle; engagement and quality of trot			
5.	X-E E-H	Half circle right 10m Shoulder-in right	Shape and size of half circle; angle, bend and balance; engagement and quality of trot			
6.	M-P	Medium trot	Moderate lengthening of frame and stride with engagement, elasticity, suspension, straightness and uphill balance			
7.	P-F-A-K	(Transitions M and P) Collected trot	Clear, balanced straight transitions; quality of trot			
8.	K-E E-X	Travers right Half circle right 10m	Angle, bend and balance; shape and size of half circle; engagement and quality of trot	2		
9.	X-B B-M	Half circle left 10m Travers left	Shape and size of half circle angle, bend and balance; engagement and quality of trot	2		
10.	C H Between G & M	Medium walk Turn left Collect and half turn on haunches left Proceed medium walk	Clear transition Activity and quality of the preparation and execution, bend, balance, tempo, regularity, bend, and fluency			
11.	Between G & H	Collect and half turn on haunches right Proceed medium walk	Activity and quality of the preparation and execution, bend, balance, tempo, regularity, and fluency			
12.		(Medium walk) [CHG(M)G(H)GMR]	Regularity, quality, overtrack	2		
13.	M R-K K-A	Turn right Free walk Medium walk	Regularity and quality of walks; reach, overtrack, and ground cover of free walk allowing complete freedom to stretch the neck forward and downward; straightness; clear, balanced transitions	2		
14.	A	Collected canter left lead	Clear, balanced straight transition; regularity and quality of gait			
15.	F-R R	Medium canter Collected canter	Moderate lengthening of frame and stride with engagement, elasticity, suspension, straightness and uphill balance			
16.	R-M-C	(Transitions F and R) Collected canter	Balanced straight transitions; quality of canter; consistent tempo			
17-19.	C-A	Serpentine 3 equal loops, width of arena, simple changes of lead over centerline				
17.		(Score for first simple change)	Clear, balanced straight transitions; regularity and quality of gaits			
18.		(Score for second simple change)	Clear, balanced straight transitions; regularity and quality of gaits			
19.		(Score for quality of serpentine)	Regularity and quality of gaits; positioning; geometry			
20.	F-E E-H	Change rein Counter canter	Regularity, quality and balance of canter; straightness	2		
21.	H Before C	Medium walk Collected canter right lead	Clear, balanced straight transitions; regularity and quality of gaits			
22.	M-P P	Medium canter Collected canter	Moderate lengthening of frame and stride with engagement, elasticity, suspension, straightness and uphill balance; consistent tempo			
23.	P-F-A-K	(Transitions M and P) Collected canter	Regularity, quality and balance of canter; straightness; clear, balanced transitions			
24.	K-B B-M	Change rein Counter canter	Regularity, quality and balance of canter; straightness	2		
25.	M	Collected trot	Clear, balanced, straight transition; regularity and quality of trot			
26.	E X G	Turn left Turn left Halt, salute	Engagement, uphill balance and quality of trot; clear balanced transition; straightness; attentiveness; immobility (min. 3 seconds)			



# 2023 USEF SECOND LEVEL TEST 3

INTRODUCE	ENTRY NO. <input style="width: 100px;" type="text"/>
Counter canter in serpentine	<p><u>Conditions:</u>                  ARENA SIZE: Standard                  AVERAGE RIDE TIME: 6:00                  (from entry at A to final halt)  <i>Suggested to add at least 2 min. for scheduling purposes</i></p>
	MAXIMUM PTS. 420 <input style="width: 100px;" type="text"/>

**PURPOSE**

To confirm that the horse demonstrates correct basics, and now begins to accept more weight on the hindquarters as the collected and medium gaits develop. A greater degree of straightness, suppleness, throughness, and balance are required to perform the movements with ease and self-carriage.

All trot work must be done sitting.

READER PLEASE NOTE: Anything in parentheses should not be read.

TEST		DIRECTIVES	POINTS	COEF	TOTAL	REMARKS
1.	A X	Enter collected trot Halt, salute Proceed collected trot	Engagement, uphill balance and quality of trot; clear, balanced transitions; straightness; attentiveness; immobility (min. 3 seconds)			
2.	C H-X-F F	Track left Change rein, medium trot Collected trot	Bend and balance in turns; moderate lengthening of frame and stride with engagement, elasticity, suspension, straightness and uphill balance			
3.	F-A-K	(Transitions H and F) Collected trot	Clear, balanced transitions; regularity and quality of gait; consistent tempo	2		
4.	K-E	Shoulder-in right	Angle, bend and balance; engagement and quality of trot			
5.	E	Circle right 10m	Regularity and quality of trot; shape and size of circle; bend; balance			
6.	E-H	Travers right	Angle, bend and balance; engagement and quality of trot			
7.	M-X-K K	Change rein, medium trot Collected trot	Moderate lengthening of frame and stride with engagement, elasticity, suspension, straightness and uphill balance			
8.	K-A-F	(Transitions M and K) Collected trot	Clear, balanced transitions; regularity and quality of trot; consistent tempo	2		
9.	F-B	Shoulder-in left	Angle, bend and balance; engagement and quality of trot			
10.	B	Circle left 10m	Regularity and quality of trot; shape and size of circle; bend; balance			
11.	B-M	Travers left	Angle, bend and balance; engagement and quality of trot			
12.	C	Halt, rein back 3 to 4 steps Proceed medium walk	Immobility; willing steps back with correct rhythm and count; straightness; clear transitions	2		
13.	H Between G & M	Turn left Collect and half turn on haunches left Proceed medium walk	Activity and quality of the preparation and execution, bend, balance, tempo, regularity, and fluency	2		
14.	Between G & H M	Collect and half turn on haunches right Proceed medium walk Turn right	Activity and quality of the preparation and execution, bend, balance, tempo, regularity, and fluency	2		
15.		(Medium walk) [CHG(M)G(H)GMR]	Regularity, quality, overtrack			
16.	R-V V	Change rein, free walk Medium walk	Regularity and quality of walks; reach, overtrack, and ground cover of free walk allowing complete freedom to stretch the neck forward and downward; straightness; clear, balanced transitions	2		
17.	K	Collected canter left lead	Clear, balanced straight transition; regularity and quality of gait			
18.	F-M M	Medium canter Collected canter	Moderate lengthening of frame and stride with engagement, elasticity, suspension, straightness and uphill balance			
19.	(Transitions F and M) M-C	Collected canter	Clear, balanced straight transitions; regularity and quality of canter; consistent tempo			
20.	C-A	Serpentine 3 equal loops, width of the arena, no change of lead	Regularity, quality and balance of canter; positioning; geometry			
21.	F-E L E-H-C-M	Change rein Simple change Collected canter	Clear, balanced, straight transitions; regularity and quality of gaits	2		
22.	M-F F	Medium canter Collected canter	Moderate lengthening of frame and stride with engagement, elasticity, suspension, straightness and uphill balance			
23.	(Transitions at M and F) F-A	Collected canter	Clear, balanced, straight transitions; regularity and quality of canter; consistent tempo			
24.	A-C	Serpentine 3 equal loops, width of the arena, no change of lead	Regularity, quality and balance of canter; positioning; geometry			
25.	M-E I E-K	Change rein Simple change Collected canter	Clear, balanced, straight transitions; regularity and quality of gaits	2		
26.	K	Collected trot	Clear, balanced straight transition; regularity and quality of trot; consistent tempo			
27.	A X -	Down centerline Halt, salute	Bend and balance in turn; engagement, uphill balance and quality of trot; clear balanced transition; straightness; attentiveness; immobility (min. 3 seconds)			

Leave arena at A in free walk.

# 2023 USEF THIRD LEVEL TEST 1

INTRODUCE

ENTRY NO:

Extended gaits; half pass at trot; single flying change

**Conditions:**

*\*Double Bridle Optional\**

ARENA SIZE: Standard

AVERAGE RIDE TIME: 6:00

(from entry at A to final halt)

*Suggested to add at least 2 min. for scheduling purposes*

MAXIMUM PTS: 370

## PURPOSE

To confirm that the horse demonstrates correct basics, while maintaining consistent uphill balance and self-carriage. Increased engagement facilitates clear differences in collected, medium, and extended gaits with well-defined, balanced transitions. Movements should be accomplished with harmony and ease due to the increased balance and collection. The horse must demonstrate a greater degree of throughness, suppleness, straightness and bending.

All trot work must be done sitting.

READER PLEASE NOTE: Anything in parentheses should not be read.

TEST		DIRECTIVES	POINTS	COEF	TOTAL	REMARKS
1.	A X	Enter collected trot Halt, salute Proceed collected trot	Engagement, self-carriage and quality of trot; well defined transitions; straightness; attentiveness; immobility (min. 3 seconds)			
2.	C S-V	Track left Shoulder-in left	Angle, bend and balance; engagement and self-carriage			
3.	V-L L-H	Half circle left 10m Half pass left	Shape and size of half circle; alignment, bend, fluency and crossing of legs; engagement and self-carriage	2		
4.	R-P	Shoulder-in right	Angle, bend and balance; engagement and self-carriage			
5.	P-L L-M	Half circle right 10m Half pass right	Shape and size of half circle; alignment, bend, fluency and crossing of legs; engagement and self-carriage	2		
6.	H-X-F F	Medium trot Collected trot	Moderate lengthening of frame and stride with engagement, elasticity, suspension, straightness and uphill balance; consistent tempo; well defined transitions			
7.	A	Halt, rein back 4 steps Proceed medium walk	Immobility, willing steps back with correct rhythm and count; straightness; clear transitions	2		
8.	K-R R	Change rein, extended walk Medium walk	Regularity; suppleness of back; activity; overtrack; freedom of shoulder; stretching to the bit; clear transitions	2		
9.	M Between G & H	Turn left Collect and half turn on haunches left Proceed medium walk	Activity and quality of the preparation and execution, bend, balance, tempo, regularity, and fluency			
10.	Between G & M H	Collect and half turn on haunches right Proceed medium walk Track right	Activity and quality of the preparation and execution, bend, balance, tempo, regularity, and fluency			
11.		(Medium walk) [RMG(H)G(M)GHC]	Regularity, quality, overtrack	2		
12.	C	Collected canter right lead	Well defined transition; regularity and self-carriage; engagement and quality of canter			
13.	M-F F	Medium canter Collected canter	Moderate lengthening of frame and stride with engagement, elasticity, suspension, straightness and uphill balance; consistent tempo; well defined transitions			
14.	V	Circle right 10m	Shape and size of circle; bend; engagement and self-carriage			
15.	V-R	Change rein, flying change of lead between centerline and R	Clear, balanced, fluent, straight flying change; engagement and self-carriage	2		
16.	H-K K	Extended canter Collected canter	Utmost ground cover with lengthening of frame; elasticity; engagement; suspension; straightness and uphill balance			
17.	K-A-P	(Transitions H and K) Collected canter	Well defined maintaining tempo and balance			
18.	P	Circle left 10m	Shape and size of circle; bend; engagement and self-carriage			
19.	P-S	Change rein, flying change of lead between centerline and S	Clear, balanced, fluent, straight flying change; engagement and self-carriage	2		
20.	C	Collected trot	Well defined, balanced transition; engagement and collection			
21.	M-X-K K	Extended trot Collected trot	Utmost ground cover with lengthening of frame; elasticity; engagement; suspension; straightness and uphill balance			
22.	K-A	(Transitions M and K) Collected trot	Well defined maintaining tempo and balance			
23.	A X	Down centerline Halt, salute	Bend and balance in turn; engagement, self-carriage and quality of trot; well defined transition; straightness; attentiveness; immobility (min. 3 seconds)			

Leave arena at A in free walk.

# 2023 USEF THIRD LEVEL TEST 2

INTRODUCE

ENTRY NO:

## PURPOSE

To confirm that the horse demonstrates correct basics, while maintaining consistent uphill balance and self-carriage. Increased engagement facilitates clear differences in collected, medium, and extended gaits with well-defined, balanced transitions. Movements should be accomplished with harmony and ease due to the increased balance and collection. The horse must demonstrate a greater degree of throughness, suppleness, straightness and bending.

All trot work must be done sitting.  
 READER PLEASE NOTE: Anything in parentheses should not be read.

Renvers;  
 release of reins at canter;  
 half pass at canter

## Conditions:

\*Double Bridle Optional\*

ARENA SIZE: Standard  
 AVERAGE RIDE TIME: 5:35  
 (from entry at A to final halt)  
 Suggested to add at least 2 min. for scheduling purposes

MAXIMUM PTS: 380

TEST		DIRECTIVES	POINTS	COEF	TOTAL	REMARKS
1.	A X	Enter collected trot Halt, salute Proceed collected trot	Engagement, self-carriage and quality of trot; well defined transitions; straightness; attentiveness; immobility (min. 3 seconds)			
2.	C M-X-K K	Track right Change rein, medium trot Collected trot	Moderate lengthening of frame and stride with engagement, elasticity, suspension, straightness and uphill balance; consistent tempo; well defined transitions			
3.	F-B	Shoulder-in left	Angle, bend and balance; engagement and self-carriage			
4.	B-M	Renvers right	Angle, bend and balance; engagement and self-carriage	2		
5.	H-X-F F	Change rein, extended trot Collected trot	Utmost ground cover with lengthening of frame; elasticity; engagement; suspension; straightness and uphill balance	2		
6.	F-A-K	(Transitions H and F) Collected trot	Well defined maintaining tempo and balance			
7.	K-E	Shoulder-in right	Angle, bend and balance; engagement and self-carriage			
8.	E-H	Renvers left	Angle, bend and balance; engagement and self-carriage	2		
9.	C M Between G & H	Medium walk Turn right Collect and half turn on haunches right Proceed medium walk	Activity and quality of the preparation and execution, bend, balance, tempo, regularity, and fluency			
10.	Between G & M H	Collect and half turn on haunches left Proceed medium walk Turn left	Activity and quality of the preparation and execution, bend, balance, tempo, regularity, and fluency			
11.		(Medium walk) [CMG(H)G(M)GHS]	Regularity, quality, overtrack	2		
12.	S-P P	Change rein, extended walk Medium walk	Regularity; suppleness of back; activity; overtrack; freedom of shoulder; stretching to the bit; well-defined transitions	2		
13.	F	Collected canter right lead	Well defined transition; regularity and self-carriage; engagement and quality of gait			
14.	A D-R	Down centerline Half pass right	Alignment and bend while moving fluently forward and sideways; engagement and self-carriage			
15.	Between R & M	Flying change of lead	Clear, balanced, fluent, straight flying change; engagement and self-carriage	2		
16.	H-K K	Medium canter Collected canter	Moderate lengthening of frame and stride with engagement; elasticity; suspension; straightness and uphill balance; consistent tempo; well defined transitions			
17.	A D-S	Down centerline Half pass left	Alignment and bend while moving fluently forward and sideways; engagement and self-carriage			
18.	Between S & H	Flying change of lead	Clear, balanced, fluent, straight flying change; engagement and self-carriage	2		
19.	C	Circle right 20m, showing a clear release of both reins for 4-5 strides over centerline	Clear release of reins maintaining self-carriage; engagement and collection; size of circle and bend	2		
20.	M-F F	Extended canter Collected canter	Utmost ground cover with lengthening of frame; elasticity; engagement; suspension; straightness and uphill balance	2		
21.	F-A	(Transitions M and F) Collected canter	Well defined maintaining tempo and balance			
22.	A L I	Down centerline Collected trot Halt, salute	Bend and balance in turn; engagement, self-carriage and quality of gaits; well defined transition; straightness; attentiveness; immobility (min. 3 seconds)			

Leave arena at A in free walk.

## 2023 USEF THIRD LEVEL TEST 3

INTRODUCE

ENTRY NO:

Rein back to trot

Conditions:

\*Double Bridle Optional\*

ARENA SIZE: Standard

AVERAGE RIDE TIME: 6:00

(from entry at A to final halt)

Suggested to add at least 2 min. for scheduling purposes

MAXIMUM PTS. 400

## PURPOSE

To confirm that the horse demonstrates correct basics, while maintaining consistent uphill balance and self-carriage. Increased engagement facilitates clear differences in collected, medium, and extended gaits with well-defined, balanced transitions. Movements should be accomplished with harmony and ease due to the increased balance and collection. The horse must demonstrate a greater degree of throughness, suppleness, straightness and bending.

All trot work must be done sitting.

READER PLEASE NOTE: Anything in parentheses should not be read.

TEST		DIRECTIVES	POINTS	COEF	TOTAL	REMARKS
1.	A X	Enter collected trot Halt, salute Proceed collected trot	Engagement, self-carriage and quality of trot; well defined transitions; straightness; attentiveness; immobility (min. 3 seconds)			
2.	C H-X-F F	Track left Change rein, medium trot Collected trot	Moderate lengthening of frame and stride with engagement, elasticity, suspension, straightness and uphill balance; consistent tempo; well defined transitions			
3.	K-E	Shoulder-in right	Angle, bend and balance; engagement and self-carriage			
4.	E-X X-B	Half circle right 10m Half circle left 10m	Shape and size of half circles; supple change of bend on centerline; engagement and self-carriage			
5.	B-G C	Half pass left Track right	Alignment, bend, fluency and crossing of legs; engagement and self-carriage	2		
6.	M-X-K K	Change rein, extended trot Collected trot	Utmost ground cover with lengthening of frame; elasticity; engagement; suspension; straightness and uphill balance			
7.	K-A	(Transitions M and K) Collected trot	Well defined maintaining tempo and balance			
8.	A	Halt, rein back 4 steps Proceed collected trot	Immobility, willing steps back with correct rhythm and count; straightness; well defined transitions	2		
9.	F-B	Shoulder-in left	Angle, bend and balance; engagement and self-carriage			
10.	B-X X-E	Half circle left 10m Half circle right 10m	Shape and size of half circles; supple change of bend on centerline; engagement and self-carriage			
11.	E-G C	Half pass right Track left	Alignment, bend, fluency and crossing of legs; engagement and self-carriage	2		
12.	Between C & H H Between G & M	Medium walk Turn left Collect and half turn on haunches left Proceed medium walk	Activity and quality of the preparation and execution, bend, balance, tempo, regularity, and fluency			
13.	Between G & H M	Collect and half turn on haunches right Proceed medium walk Turn right	Activity and quality of the preparation and execution, bend, balance, tempo, regularity, and fluency			
14.		(Medium walk) [CHG(M)G(H)CMR]	Regularity, quality, overtrack	2		
15.	R-V V	Change rein, extended walk Medium walk	Regularity; suppleness of back; activity; overtrack; freedom of shoulders; stretching to the bit; well defined transitions	2		
16.	K	Collected canter left lead	Well defined transition; regularity and self-carriage; engagement and quality of canter			
17.	F-X X-I	Half pass left Collected canter	Alignment and bend while moving fluently forward and sideways; engagement and self-carriage	2		
18.	I-S S-F	Half circle left 10m Change rein, flying change of lead near centerline	Shape and size of half circle; bend; clear, balanced, fluent, straight flying change; engagement and self-carriage	2		
19.	K-X X-I	Half pass right Collected canter	Alignment and bend while moving fluently forward and sideways; engagement and self-carriage	2		
20.	I-R R-K	Half circle right 10m Change rein, flying change of lead near centerline	Shape and size of half circle; bend; clear, balanced, fluent, straight flying change; engagement and self-carriage	2		
21.	F-M M	Extended canter Collected canter	Utmost ground cover with lengthening of frame; elasticity; engagement; suspension; straightness and uphill balance			
22.	M-C-H	(Transitions F and M) Collected Canter	Well defined maintaining tempo and balance			
23.	H	Collected trot	Well defined, balanced transition; engagement and collection			
24.	E X G	Turn left Turn left Halt, salute	Bend and balance in turns; engagement, self-carriage and quality of trot; well defined transition; straightness; attentiveness; immobility (min. 3 seconds)			
Leave arena at A in free walk.						

# 2023 USEF FOURTH LEVEL TEST 1

## PURPOSE

To confirm that the horse demonstrates correct basics, and has developed sufficient thoroughness, suppleness, balance, and impulsion to perform with ease the exercises at this medium level of difficulty. The horse has established consistent self-carriage and lightness through improved connection, engagement, and collection. The movements and transitions are performed with greater straightness, impulsion, and cadence.

All trot work must be done sitting.

READER PLEASE NOTE: Anything in parentheses should not be read.

## INTRODUCE

Collected walk;  
very collected canter;  
walk pirouettes;  
multiple flying changes  
on diagonal

## ENTRY NO:

### Conditions:

ARENA SIZE: Standard  
AVERAGE RIDE TIME: 6:00  
(from entry at A to final halt)

*Suggested to add at least 2 min. for scheduling purposes*

*\*Double Bridle Optional\**

## MAXIMUM PTS: 380

TEST		DIRECTIVES	POINTS	COEF	TOTAL	REMARKS
1.	A X	Enter collected canter Halt, salute Proceed collected trot	Engagement, collection and quality of gaits; well defined transitions; straightness; attentiveness; immobility (min. 3 seconds)			
2.	C H-X-F Over X F	Track left Change rein, medium trot 6-7 steps collected trot Collected trot	Moderate lengthening of frame and stride with engagement, elasticity, suspension, straightness and uphill balance; regularity and activity in collected steps; consistent tempo; well defined transitions	2		
3.	K-X	Half pass right	Alignment, bend, fluency and crossing of legs; engagement and collection	2		
4.	X-H	Half pass left	Alignment, bend, fluency and crossing of legs; engagement and collection	2		
5.	M-X-K K	Change rein, extended trot Collected trot	Utmost ground cover with lengthening of frame, engagement, elasticity, suspension, straightness and uphill balance			
6.	(Transitions M and K) K-A-F	Collected trot	Well defined transitions maintaining tempo and balance			
7.	F-B B	Shoulder-in left Turn left	Angle, bend and balance; engagement and collection			
8.	E E-H	Turn right Shoulder-in right	Angle, bend and balance; engagement and collection			
9.	C M Between G & H	Collected walk Turn right Half pirouette right proceed collected walk	Quality of transition, Regularity; suppleness of back; activity; collection; self-carriage, regularity; activity of hind legs; bend; fluency; size; self-carriage			
10.	Between G & M H	Half pirouette left proceed collected walk Turn left	Regularity; activity of hind legs; bend; fluency; size; self-carriage			
11.		(Collected walk) CMG(H)G(M)GHS	Regularity; suppleness of back; activity; collection; self-carriage	2		
12.	S-P P	Extended walk Collected walk	Regularity; suppleness of back; activity; overtrack; freedom of shoulders; stretching to the bit; well defined transitions	2		
13.	F	Collected canter right lead	Precise, fluent transition; engagement; collection; quality of canter			
14.	A D-B	Down centerline Half pass right	Alignment and bend while moving fluently forward and sideways; engagement and collection			
15.	B-M M	Counter canter Flying change of lead	Straightness, engagement and collection; clear, balanced, fluent flying change			
16.	C	Circle left 20m, 5-6 strides of very collected canter between quarterlines	Well defined transitions; engagement and collection throughout; size of circle and bend	2		
17.	H-K K	Medium canter Collected canter	Moderate lengthening of frame; elasticity; engagement; suspension; straightness and uphill balance; consistent tempo; well defined transitions			
18.	A D-E	Down centerline Half pass left	Alignment and bend while moving fluently forward and sideways; engagement and collection			
19.	E-H H	Counter canter Flying change of lead	Straightness, engagement and collection; clear, balanced, fluent flying change			
20.	M-F F	Extended canter Collected canter	Utmost ground cover with lengthening of frame, engagement, elasticity, suspension, straightness; maintaining tempo and balance			
21.	(Transitions M and F) F-A-K	Collected canter	Well defined transitions maintaining tempo and balance			
22.	K-X-M	Change rein, 3 single flying changes of lead, near first quarterline, near X, and near last quarterline	Quality of canter; clear, balanced, fluent, straight flying changes; engagement	2		
23.	H	Collected trot	Well defined transition maintaining tempo and balance			

# 2023 USEF FOURTH LEVEL TEST 1

24.	E X G	Turn left Turn left Halt, salute	Bend and balance in turns; engagement, collection and quality of trot Straightness; attentiveness; immobility (min. 3 seconds)				
Leave arena at A in free walk.							

## COLLECTIVE MARKS

<b>GAITS</b> (Freedom and regularity)		1		
<b>IMPULSION</b> (Desire to move forward; elasticity of the steps; suppleness of the back; engagement of the hindquarters)		2		
<b>SUBMISSION</b> (Willing cooperation; harmony; attention and confidence; acceptance of bit and aids; straightness; lightness of forehand and ease of movements)		2		
<b>RIDER'S POSITION AND SEAT</b> (Alignment; posture; stability; weight placement; following mechanics of the gaits)		1		
<b>RIDER'S CORRECT AND EFFECTIVE USE OF AIDS</b> (Clarity; subtlety; independence; accuracy of test)		1		
<b>FURTHER REMARKS:</b>				
<b>To be deducted</b> Errors of the course and omissions are penalized			1st Time = 2 points 2nd Time = 4 points 3rd Time = Elimination	
			<b>SUBTOTAL:</b>	
			<b>ERRORS:</b> ( - )	
			<b>TOTAL POINTS:</b> (Max Points: 380)	

<b>United States Equestrian Federation, Inc.</b> <b>2023 USEF FOURTH LEVEL TEST 1</b>	
Name of Competition _____ Date of Competition _____ Name and Number of Horse _____ Name of Rider _____	Points _____ Maximum Pts: 380 <b>Final Score</b> _____ Percent _____ Name of Judge _____ Signature of Judge _____

Score Sheet effective date: December 1, 2022 - November 30, 2026

# 2023 USEF FOURTH LEVEL TEST 2

## INTRODUCE

ENTRY NO:

### PURPOSE

To confirm that the horse demonstrates correct basics, and has developed sufficient thoroughness, suppleness, balance, and impulsion to perform with ease the exercises at this medium level of difficulty. The horse has established consistent self-carriage and lightness through improved connection, engagement, and collection. The movements and transitions are performed with greater straightness, impulsion, and cadence.

All trot work must be done sitting.

READER PLEASE NOTE: Anything in parentheses should not be read.

Counter change of hand in trot and canter; tempi changes every fourth stride; working partial pirouettes in canter

### Conditions:

\*Double Bridle Optional\*

ARENA SIZE: Standard

AVERAGE RIDE TIME: 6:00

(from entry at A to final halt)

Suggested to add at least 2 min. for scheduling purposes

MAXIMUM PTS: 380


	TEST	DIRECTIVES	POINTS	COEF	TOTAL	REMARKS
1.	A X	Enter collected canter Halt, salute Proceed collected trot	Engagement, collection and quality of gaits; well defined transitions; straightness; attentiveness; immobility (min. 3 seconds)			
2.	C M-B	Track right Shoulder-in right	Angle, bend and balance; engagement and collection			
3.	B-K K	Change rein, medium trot Collected trot	Moderate lengthening of frame and stride with engagement, elasticity, suspension, straightness and uphill balance; consistent tempo; well defined transitions			
4.	A D-E	Down centerline Half pass left	Alignment, bend, fluency and crossing of legs; engagement and collection			
5.	E-G C	Half pass right Track left	Supple change of bend; alignment, fluency and crossing of legs; engagement and collection			
6.	H-E	Shoulder-in left	Angle, bend and balance; engagement and collection			
7.	E-F F	Change rein, medium trot Collected trot	Moderate lengthening of frame and stride with engagement, elasticity, suspension, straightness and uphill balance; consistent tempo; well defined transitions			
8.	A K-R	Collected walk Change rein, extended walk	Regularity; suppleness of back; activity; overtrack; freedom of shoulders; stretching to the bit; well defined transitions	2		
9.	R M Between G & H	Collected walk Turn left Half pirouette left Proceed collected walk	Regularity; activity of hind legs; bend; fluency; size; self-carriage	2		
10.	Between G & M H	Half pirouette right Proceed collected walk Turn right	Regularity; activity of hind legs; bend; fluency; size; self-carriage	2		
11.		(Collected walk) [AK/RMG(H)G(M)GHC]	Regularity; suppleness of the back; activity; collection; self-carriage			
12.	C	Collected canter right lead	Precise, fluent transition; engagement, collection and quality of canter			
13.	M-F F	Medium canter Collected canter	Moderate lengthening of frame and stride with engagement, elasticity, suspension, straightness and uphill balance; consistent tempo; well defined transitions			
14.	A D-B	Down centerline Half pass right	Alignment and bend while moving fluently forward and sideways; engagement and collection	2		
15.	B	Flying change of lead	Clear, balanced, fluent, straight flying change; engagement and collection			
16.	B-G C	Half pass left Track left	Alignment and bend while moving fluently forward and sideways; engagement and collection	2		
17.	H-X-F F	Change rein extended canter Collected canter and flying change of lead	Utmost ground cover with lengthening of frame, engagement, elasticity, suspension, straightness and uphill balance; well defined transitions; clear balanced, fluent, straight flying change			
18.	K-X Approaching X Toward F	On diagonal develop very collected canter Working pirouette right toward the letter F Proceed collected canter	Bend and balance of working pirouette; straightness, regularity, engagement and collection of canter	2		
19.	K-X-M	Change rein, three flying changes of lead every fourth stride	Clear, balanced, fluent, straight flying changes; engagement; quality of canter	2		
20.	H-X Approaching X Toward M	On diagonal develop very collected canter Working pirouette left toward the letter M Proceed collected canter	Bend and balance of working pirouette; straightness, regularity, engagement and collection of canter	2		
21.	H	Collected trot	Well defined, balanced transition; engagement and collection			

## 2023 USEF FOURTH LEVEL TEST 2

22.	S-F F	Change rein, extended trot Collected trot	Utmost ground cover with lengthening of frame, engagement, elasticity, suspension, straightness; well defined transitions maintaining tempo and balance				
23.	A X	Down centerline Halt, salute	Bend and balance in turn; engagement, collection and quality of trot; well defined transition; straightness; attentiveness; immobility (min. 3 seconds)				
Leave arena at A in free walk.							

### COLLECTIVE MARKS

<b>GAITS</b> (Freedom and regularity)		1			
<b>IMPULSION</b> (Desire to move forward; elasticity of the steps; suppleness of the back; engagement of the hindquarters)		2			
<b>SUBMISSION</b> (Willing cooperation; harmony; attention and confidence; acceptance of bit and aids; straightness; lightness of forehand and ease of movements)		2			
<b>RIDER'S POSITION AND SEAT</b> (Alignment; posture; stability; weight placement; following mechanics of the gaits)		1			
<b>RIDER'S CORRECT AND EFFECTIVE USE OF AIDS</b> (Clarity; subtlety; independence; accuracy of test)		1			
<b>FURTHER REMARKS:</b>					
<b>To be deducted</b> Errors of the course and omissions are penalized			1st Time = 2 points 2nd Time = 4 points 3rd Time = Elimination		<b>SUBTOTAL:</b>
					<b>ERRORS:</b> ( - )
					<b>TOTAL POINTS:</b> (Max Points: 380)

 <p><b>Final Score</b></p> <p>Maximum Pts: 380</p> <p>Points _____</p> <p>Percent _____</p>	<p><b>United States Equestrian Federation, Inc.</b></p> <p><b>2023 USEF FOURTH LEVEL TEST 2</b></p> <hr/> <p>Name of Competition _____</p> <hr/> <p>Date of Competition _____</p> <hr/> <p>Name and Number of Horse _____</p> <hr/> <p>Name of Rider _____</p> <hr/> <p>Name of Judge _____</p> <hr/> <p>Signature of Judge _____</p>
--------------------------------------------------------------------------------------------------------------------------------------------------------------------------------	---------------------------------------------------------------------------------------------------------------------------------------------------------------------------------------------------------------------------------------------------------------------------------------------------------------------------------------

Score Sheet effective date: December 1, 2022 - November 30, 2026



# 2023 USEF FOURTH LEVEL TEST 3

## INTRODUCE

## ENTRY NO:

Tempi changes  
every third stride;  
working half-pirouettes in  
canter

### Conditions:

*\*Double Bridle Optional\**

ARENA SIZE: Standard  
AVERAGE RIDE TIME: 6:00  
(from entry at A to final halt)  
*Suggested to add at least 2 min. for scheduling purposes*

## MAXIMUM PTS: 360

### PURPOSE

To confirm that the horse demonstrates correct basics, and has developed sufficient throughness, suppleness, balance, and impulsion to perform with ease the exercises at this medium level of difficulty. The horse has established consistent self-carriage and lightness through improved connection, engagement, and collection. The movements and transitions are performed with greater straightness, impulsion, and cadence.

All trot work must be done sitting.

READER PLEASE NOTE: Anything in parentheses should not be read.

TEST		DIRECTIVES	POINTS	COEF	TOTAL	REMARKS
1.	A X	Enter collected canter Halt, salute Proceed collected trot	Engagement, collection and quality of gaits; well defined transitions; straightness; attentiveness; immobility (min. 3 seconds)			
2.	C H-X-F F	Track left Change rein, medium trot Collected trot	Moderate lengthening of frame and stride with engagement, elasticity, suspension, straightness and uphill balance; consistent tempo; well defined transitions			
3.	K-E	Shoulder-in right	Angle, bend and balance; engagement and collection			
4.	E-G C	Half pass right Track right	Alignment, bend, fluency and crossing of legs; engagement and collection			
5.	M-X-K K	Extended trot Collected trot	Utmost ground cover with lengthening of frame, engagement, elasticity, suspension, straightness and uphill balance			
6.	K-A	(Transitions M and K) Collected trot	Well defined maintaining tempo and balance	2		
7.	A	Halt, rein back 4 steps and proceed collected trot	Immobility, willing steps back with correct rhythm and count; straightness; well defined transitions	2		
8.	F-B	Shoulder-in left	Angle, bend and balance; engagement and collection			
9.	B-G C	Half pass left Track left	Alignment, bend, fluency and crossing of legs; engagement and collection			
10.	H	Collected walk	Quality of transition; Regularity, suppleness of back, activity; collection; self-carriage	2		
11.	S-R R-M-C	Half circle 20m Extended walk Collected walk	Regularity; suppleness of back; activity; overtrack; freedom of shoulder; stretching to the bit; well defined transitions	2		
12.	C	Collected canter left lead	Precise, fluent transition; engagement; collection and quality of canter			
13.	H-K K-F	Medium canter Collected canter	Moderate lengthening of frame and stride with engagement, elasticity, suspension, straightness and uphill balance; consistent tempo; well defined transitions			
14.	F-X I-S	Half pass left Half 10m circle	Alignment and bend while moving fluently forward and sideways; engagement and self-carriage; shape and size of half circle; positioning; self-carriage			
15.	S-P Between centerline and P	Change rein Working half-pirouette left approximately 3m in diameter Proceed collected canter	Size, bend and balance of working pirouette; straightness, regularity, engagement and collection of canter	2		
16.	Before S	Flying change of lead	Clear, balanced, fluent, straight flying change			
17.	M-X L-V	Half pass right Half 10m circle	Alignment and bend while moving fluently forward and sideways; engagement and self-carriage; shape and size of half circles; positioning; self-carriage			
18.	V-R Between centerline and R	Change rein Working half-pirouette right approximately 3m in diameter Proceed collected canter	Size, bend and balance of working pirouette; straightness, regularity, engagement and collection of canter	2		
19.	Before V	Flying change of lead	Clear, balanced, fluent, straight flying change			
20.	F-X-H H	Extended canter Collected canter and flying change of lead	Utmost ground cover with lengthening of frame, engagement, elasticity, suspension, straightness and uphill balance; well defined transitions; clear balanced, fluent, straight flying change on diagonal;			
21.	M-X-K	Three flying changes of lead every third stride	Clear, balanced, fluent, straight flying changes; engagement and quality of canter	2		
22.	A X	Down centerline Halt, salute	Bend and balance in turn; engagement, collection and quality of canter; well defined transition; straightness; attentiveness; immobility (min. 3 seconds)			

Leave arena at A in a free walk.